

# Truma E-Kit AU



**Operating instructions**  
To be kept in the vehicle

Page 02





Table of contents

**Symbols used** ..... 2  
**Intended use** ..... 2  
**Safety instructions** ..... 2

**Operating instructions**

**Start-up** ..... 4  
 Initial start-up ..... 4  
**Operation** ..... 4  
**Operating modes** ..... 4  
 Electrical operation (EL) ..... 4  
 Mixed mode (MIX) ..... 4  
 Gas mode (GAS) ..... 4  
**Technical data** ..... 4

**Symbols used**

-  The appliance must be installed and repaired only by an expert.
-  Symbol indicates a possible hazard.
-  Comment including information and tips.
-  Risk of overheating! Do not cover the heater.

**Intended use**

The appliance is approved only for installation and operation in caravans in vehicle class O, motorcaravans in vehicle class M1 and mobile homes.

**Safety instructions**



Only competent, trained personnel (experts) may install and repair the Truma product and carry out the function check with consideration of the installation and operating instructions and the current recognised rules of engineering. Experts are persons who, based on their professional training, their knowledge of and experience with Truma products and the relevant standards, are able to carry out the required work properly and recognise potential hazards.

The following will especially void warranty, guarantee and liability claims:

- Modifications to the appliance (including accessories),
- Use of spare parts and accessories other than Truma original parts,
- Non-compliance with installation and operating instructions.

Operate the appliance only with the corresponding control panels and accessories from Truma.

The operating permit for the appliance also becomes void and, as a result, also the vehicle operation permit in some countries.

Never store objects that are sensitive to heat (e.g. aerosol cans) or flammable materials / liquids where the appliance is installed, since, under certain circumstances, higher temperatures may occur here.

Keep flammable materials away from the area in front of warm air outlets. Never block the warm air outlets.

So that the appliance does not overheat, do not obstruct the openings for circulated air intake, the opening to the installation location or the space around the appliance.

The vehicle owner is responsible for correct operation of the appliance.

Keep children under 3 years of age away from the appliance unless they are under constant supervision.

Children between 3 and 8 years of age may switch the appliance on and off if they are supervised or have been instructed in the safe use of the appliance and have understood the resulting risks, assuming the appliance is placed or installed in its normal position of use. Children between 3 and 8 years of age may not plug the appliance into the power point, not regulate nor clean the appliance and/or carry out user maintenance.

This appliance may be used by children from 8 years of age and by persons with disabilities or with a lack of experience and knowledge if they are supervised or have been instructed in the safe use of the appliance and understand the resulting risks. Children must not play with the appliance.

Some parts of the product may become very hot and cause burns. Particular care is necessary when children and people in need of protection are present.

Risk of fire / explosion if you attempt to use an appliance that has been damaged by flooding or if the vehicle has been involved in an accident. Damaged appliances must be professionally repaired or replaced.

To ensure proper operation and to prevent damage, for the power supply use only pure sinusoidal sources (e.g. voltage converter, generator) without voltage spikes.

If the power cable of this appliance is damaged, it must be replaced by the manufacturer, its customer service department or a similarly qualified person to prevent hazards.

A water pipe may be placed on the warm air duct only if there is a gap of at least 1.5 m to the heater.

The appliance may be repaired and cleaned only by an expert. Prior to this, the appliance must be completely disconnected from the power supply.

The Truma E-Kit may not be used at altitudes above 2000 m.

In Australia, always notify Service Australia if problems are encountered; in other countries the relevant service partners should be contacted ([www.truma.com](http://www.truma.com)).

Having the equipment model and the serial number ready (see type plate) will speed up processing.

Leisure-Tec Australia Pty. Ltd.  
50 Metrolink Circuit,  
Campbellfield, VIC 3061  
Australia

**Service Australia**

Telephone: +61 1300 07 2018  
E-Mail: [service@leisure-tec.com.au](mailto:service@leisure-tec.com.au)