

THUNDER

Connection to your Weekend Escape

Battery Box

Let Thunder power your weekend escape!



CAMPING • 4WD • ADVENTURE



Find us on
Facebook

facebook.com/thunderaccessories



Watch us on
You Tube

Scan code to see Thunder in action





THE THUNDER DIFFERENCE

Thunder helps take you places you've never been before, making adventure more affordable and accessible for up and coming 4WD enthusiasts.

Designed for the working adventurer, Thunder products have been tested and developed to handle anything you can throw at them without breaking the bank.

The growing range of lights, switches, gauges and charging equipment is taking Australia and New Zealand by storm and is the connection to your weekend escape.


POWER YOUR WEEKEND ESCAPE

Portable power is essential for the modern day camper, with fridges and other creature comforts making a weekend getaway that little bit easier.

The Thunder Battery Box provides 12 volt and 240 volt power for common devices and appliances, acting as a dual battery system to manage solar and in-vehicle charge. Featuring a 7 stage smart charger to maintain battery condition, the unit is compatible with leading vehicle batteries, including Lead Acid, Calcium, Gel and AGM up to 130Ah in size.

Setting up the Battery Box is simple, with a step-by-step guide that helps you select your type of battery, remembers the last battery you used, and will warn you if there's a fault during charge.





*Battery not included

PRODUCT FEATURES

1	Built-in 7 Amp AC & DC 7 stage smart charger
2	Built-in 300W continuous 600W peak inverter & 240 Volt socket
3	Isolator switch
4	2 x 10 Amp 12 Volt accessory ports
5	1 x 50 Amp Anderson plug
6	1 x 5 Volt USB Port
7	2 x protected external high current terminals
8	Carry handles for easy support

PRODUCT SPECIFICATIONS

Charges most 12 Volt batteries including Lead Acid, GEL, AGM, LiFePO4 and Calcium batteries

Weight: 4.62kg (excluding battery)

External dimensions: 240mm (W) x 440mm (L) x 327mm (H)

Internal dimensions: 180mm (H) x 330mm (L) x 238mm (H)



INFORMATIVE LCD SCREEN DISPLAY

Time tracker (time to empty, time to full)

Current battery cycle (charge, boost, float, discharge)

Battery voltage and net watts

BUILT IN SMART CHARGER

The internal 7 amp smart charger supports AC and DC systems to charge, condition and maintain the battery. This charger works from 240 volt mains power or through your vehicle's 12 volt socket.

300 WATT INVERTER

The AC socket is powered by an internal inverter that converts 12 volt DC to 240 volt AC with a continuous power output of 300W. Safely charge cameras, MP3 players or SatNav units with the 5.0 volt USB output socket.



COMMON QUESTIONS



Thunder Battery Box
Part No. TDR02007



Q. What size/type battery can the Thunder Battery Box take?

A. Lead Acid, GEL, AGM, LiFePO4 and Calcium batteries.
It will tailor the usage and charge rate based on your choice.
The battery must fit within 330mm (L) x 180mm (W) x 240mm (H).

Q. How long can I use my devices for?



A. See below table for operating times:

IMPORTANT: Appliance guide is based on the Battery Box being fitted with a 12V 130Ah deep cycle battery. Rating and running times are a guide only, dependent on the use and conditions. It is recommended to never fully discharge your batteries, as this can cause permanent damage to the cells.

APPLIANCES	VOLT	NOMINAL POWER RATING WATTS	HOURS (APPROX)
Refrigerator 37L (12V)	12V	30W	50 hours
Television 19" LED (240V)	240V	18W	80 hours
Communications devices (12V)	12V	10W	150 hours
Laptop (240V)	240V	12W	120 hours
Spot light (12V)	12V	100W	15 hours
LED light (12V)	12V	5W	300 hours

Q. How can I charge the Thunder Battery Box?

A. See below table for charging methods:

CHARGING METHODS		
METHODS	EXPLANATION	ADDITIONAL PRODUCTS REQUIRED
SOLAR PANEL	Use the top terminals or accessory socket as this method charges the battery directly and bypasses the built in charger. A solar charge controller is required to avoid overcharging the battery.	Thunder DC-DC Charger (TDR02020) 
12V IN-VEHICLE OUTLET	Use the included car charge adaptor. You need to ensure your vehicle's 12 Volt socket is rated to 120W and fused at 15 Amps.	Not applicable
ALTERNATOR	Use the Thunder Battery Box as part of a dual battery system. An alternator is able to fully charge the unit but is dependent on the vehicle load and charge rate. The built-in charger gives each battery type the correct charge rate to ensure optimum charge.	Thunder DC-DC Charger (TDR02020) 
GENERATOR/ 240V SOCKET	Use the 240V AC charger supplied with the unit. If using a generator with charging leads, you can connect them to the top terminals on the unit.	Not applicable

Q. Can I jump start vehicles with the Thunder Battery Box?

A. Yes, provided the battery you're using has high cold cranking amps and is designed to start vehicles.