



Blister

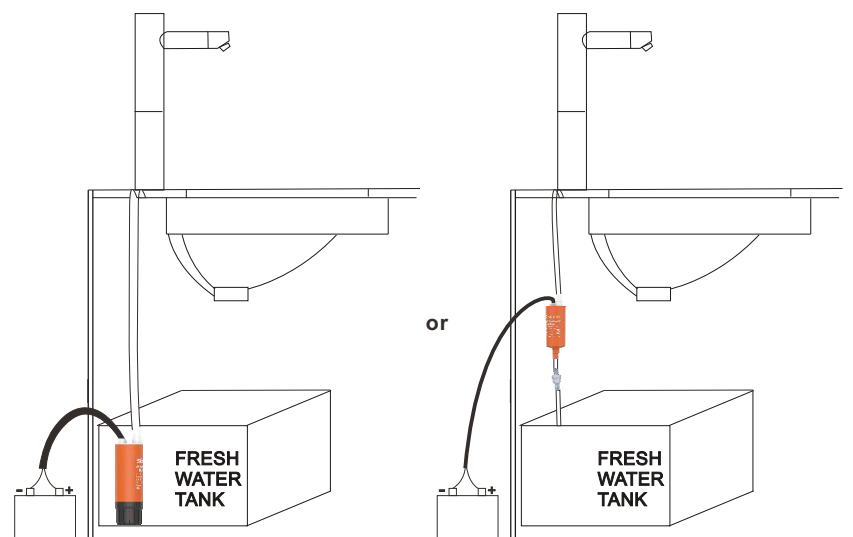
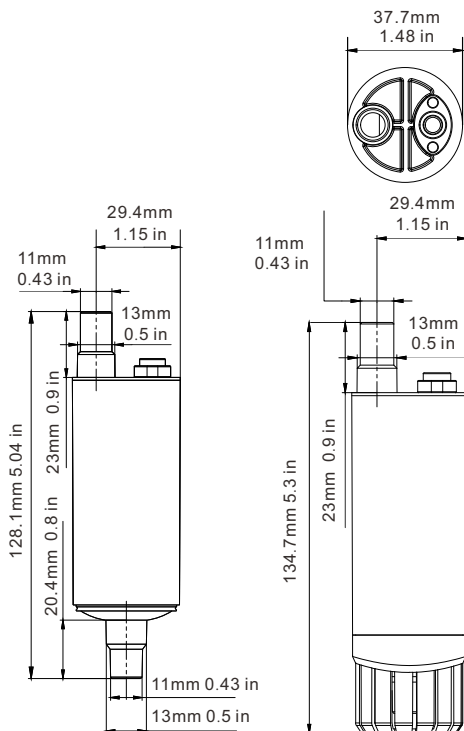
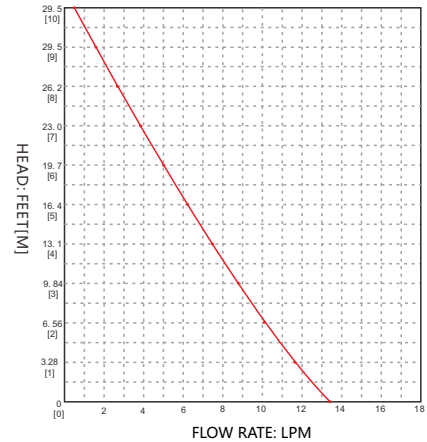


SUBMERSIBLE AND LINE PUMP 200 GPH

Features & Benefits

- Able to pump 80 °C sea water
 - Able to run about 20 minutes
 - Portable to carry on
 - Easy installation
- Intermittent duty

200GPH PERFORMANCE



STANDARD PUMP CONFIGURATIONS

Model	Flow Rate	Voltage	Max Draw	Fuse Amps	Head	Wire Lead	Outlet Dia.
SFSP1-G200-03B	200 GPH	12 V	4.5 A	7.5 A	10 m / 32'	1 m / 3'	3/8" / 1/2"