

**PDC-121300 12 Volt 128.0 AH @ 20-hr. rate**  
**120.0 AH @ 10-hr. rate**

**Rechargeable Sealed Lead Acid Battery**  
**PDC SERIES AGM DEEP CYCLE**



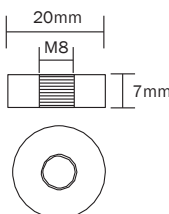
## Features

- Absorbent Glass Mat (AGM) technology for superior performance
- Valve regulated, spill proof construction allows safe operation in any position
- Oversize negative plates and a specialized paste formulation provide true deep cycle performance.
- Special additives in the paste ensure superior performance in deep discharge situations.
- Power/volume ratio yielding unrivaled energy density
- Rugged impact resistant ABS case and cover (UL94-HB)
- Approved for transport by air. D.O.T., I.A.T.A., F.A.A. and C.A.B. certified
- U.L. recognized under file number MH 20845

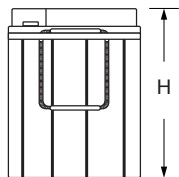

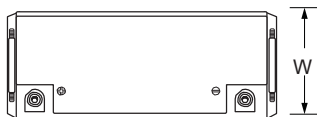
## Terminals

(mm)

- T11: Threaded insert w. 8 mm stud fastener



## Physical Dimensions: in (mm)



**L: 16.14 (410) W: 6.97 (177) H: 8.86 (225) HT: 8.86 (225)**

Tolerances are +/- 0.04 in. (+/- 1mm) and +/- 0.08 in. (+/- 2mm) for height dimensions. All data subject to change without notice.

## Performance Specifications

**Nominal Voltage** ..... 12 volts (6 cells)

### Nominal Capacity

20-hr. (6.4A to 10.50 volts) .....	128.0 AH
10-hr. (12.0A to 10.50 volts) .....	120.0 AH
8-hr. (14.7A to 10.50 volts) .....	117.6 AH
5-hr. (21.0A to 10.20 volts) .....	105.2 AH
1-hr. (77.5A to 9.00 volts) .....	77.5 AH
15-min. (236.9A to 9.00 volts).....	59.2 AH

**Approximate Weight** ..... 82.9 lbs. (37.6 kg)

**Energy Density** (20-hr. rate) ..... 1.54 W-h/in3 (94.04 W-h/l)

**Specific Energy** (20-hr. rate) ..... 18.53 W-h/lb (40.85 W-h/kg)

**Internal Resistance** (approx.) ..... 4 milliohms

**Max Discharge Current** (7 Min.) ..... 38.4 amperes

**Max Short-Duration Discharge Current** (10 Sec.)..... 1280.0 amperes

**Shelf Life** (% of nominal capacity at 68° F (20° C))

1 Month .....	97%
3 Months.....	91%
6 Months .....	83%

### Operating Temperature Range

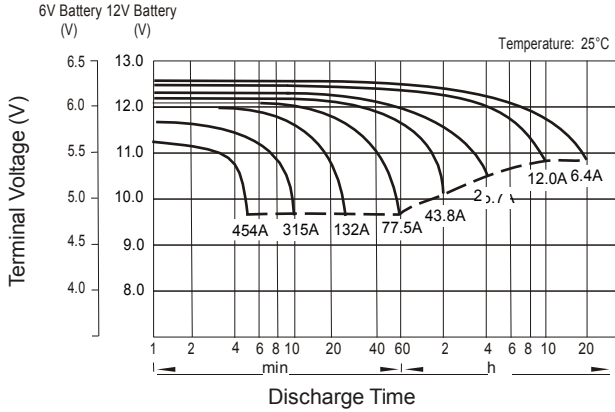
Charge.. ..... -4° F (-20° C) to 122° F (50° C)

Discharge..... -40° F (-40° C) to 140° F (60° C)

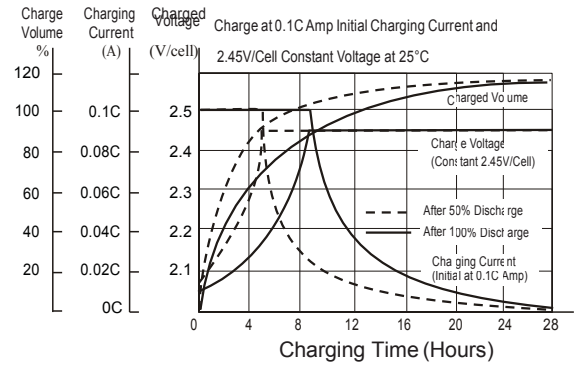
**Case** ..... ABS Plastic

**Power-Sonic Chargers** ..... PSC-1210000A-C

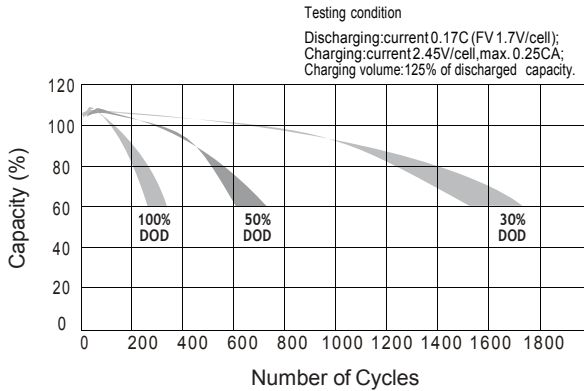
**Discharge Characteristics**



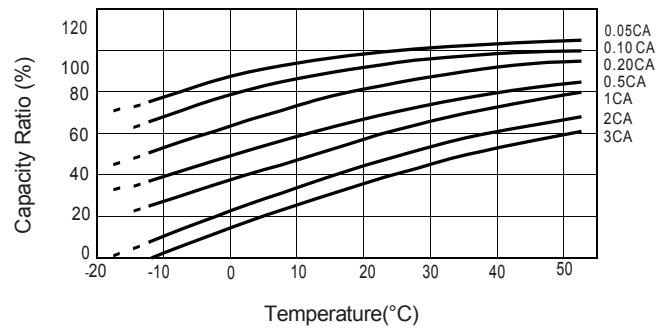
**Charging Characteristics (Cycle Use)**



**Cycle Life in Relation to Depth of Discharge**



**Temperature Effects in Relation to Battery Capacity**



**Charging**

**Cycle Applications:** Limit initial current to 36A. Charge until battery voltage (under charge) reaches 14.4 to 14.7 volts at 68°F (20°C). Hold at 14.4 to 14.7 volts until current drops to under 1.28A. Battery is fully charged under these conditions, and charger should be disconnected or switched to “float” voltage.

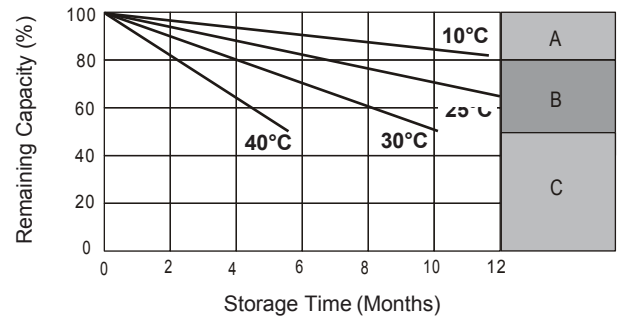
**“Float” or “Stand-By” Service:** Hold battery across constant voltage source of 13.5 to 13.8 volts continuously. When held at this voltage, the battery will seek its own current level and maintain itself in a fully charged condition.

**Note:** Due to the self-discharge characteristics of this type of battery, it is imperative that they be charged within 6 months of storage, otherwise permanent loss of capacity might occur as a result of sulfation.

**Chargers**

Power-Sonic offers a wide range of chargers suitable for batteries up to 100AH. Please refer to the Charger Selection Guide in our specification sheets for “C-Series Switch Mode Chargers” and “Transformer Type A and F Series”. Please contact our Technical department for advice if you have difficulty in locating suitable models.

**Self Discharge Characteristics**



- A** No supplementary charge required  
(Carry out supplementary charge before use if 100% capacity is required.)
- B** Supplementary charge required before use. Optional charging way as below:  
1. Charged for above 3 days at limited current 0.25CA and constant voltage 2.25V/cell.  
2. Charged for above 20 hours at limited current 0.25CA and constant voltage 2.45V/cell.  
3. Charged for 8~10 hours at limited current 0.05CA.
- C** Supplementary charge may often fail to recover the capacity.  
The battery should never be left standing till this is reached

**Further Information**

Please refer to our website [www.power-sonic.com](http://www.power-sonic.com) for a complete range of useful downloads, such as product catalogs, material safety data sheets (MSDS), ISO certification, etc..

**Contact Information**



**DOMESTIC SALES**  
Tel: (07) 3386 1102  
Fax: (07) 3102 9913  
[sales@spb.net.au](mailto:sales@spb.net.au)

[www.sealedperformance.com.au](http://www.sealedperformance.com.au)  
1 Ant Road, Yatala  
Brisbane QLD 4207

