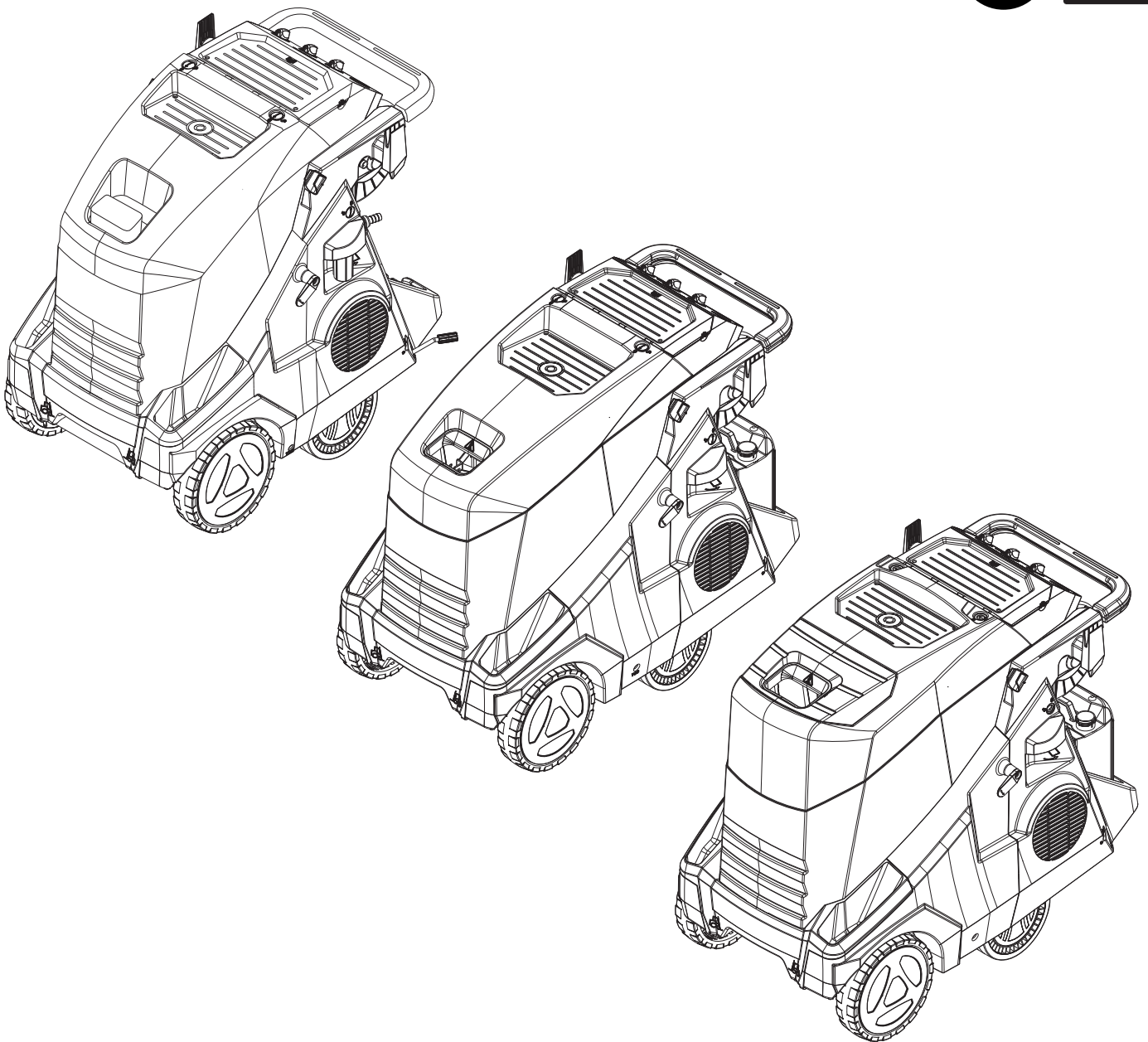
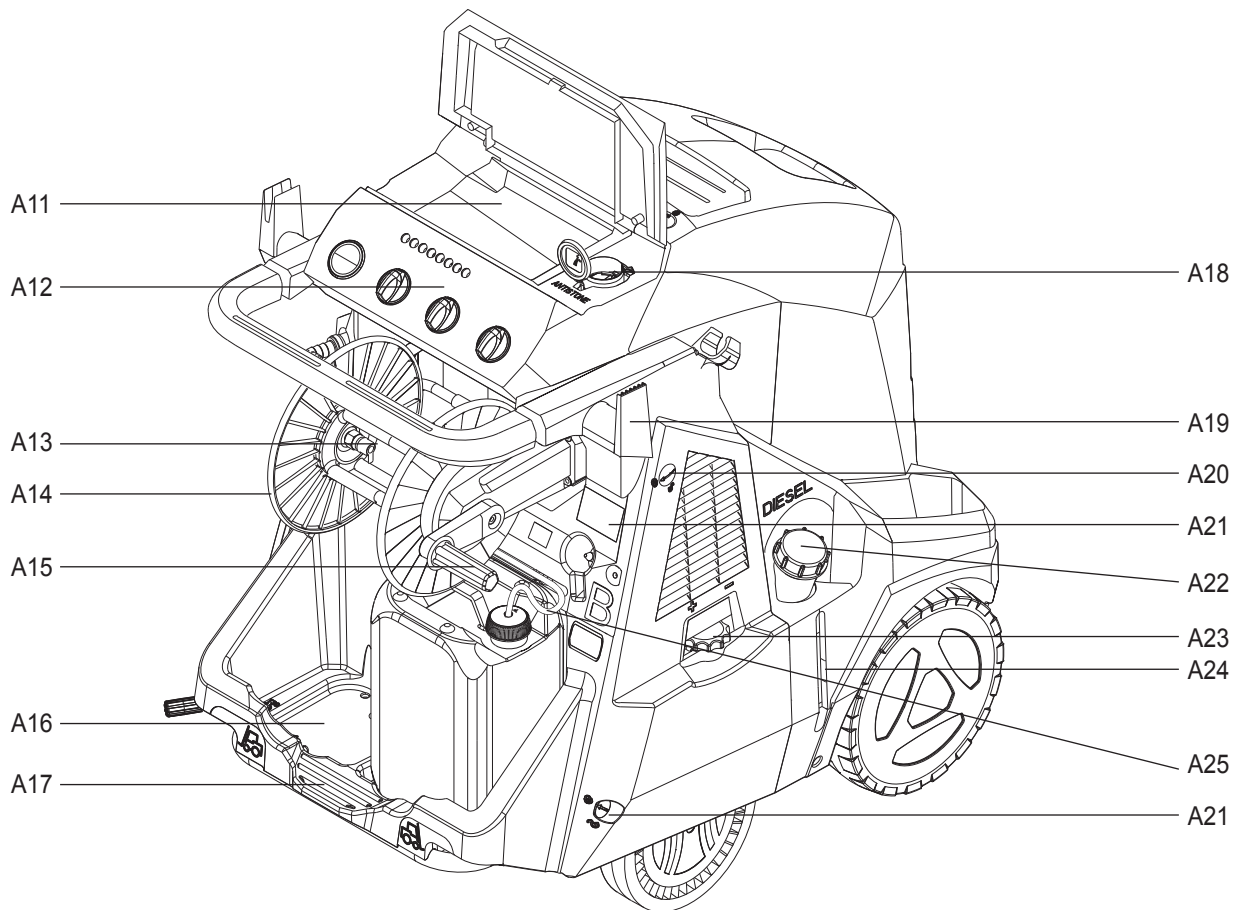
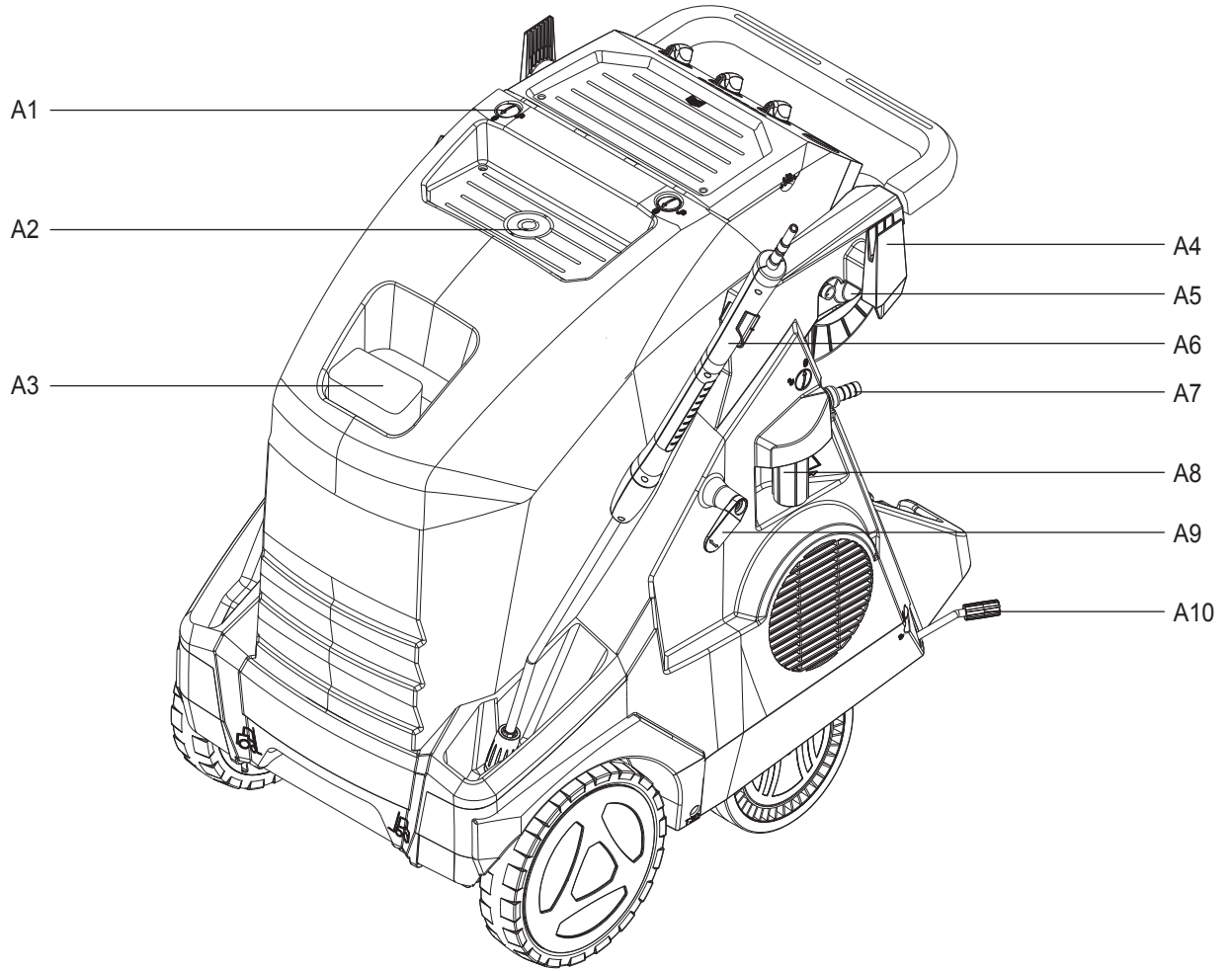


MH 3M - MH 4M

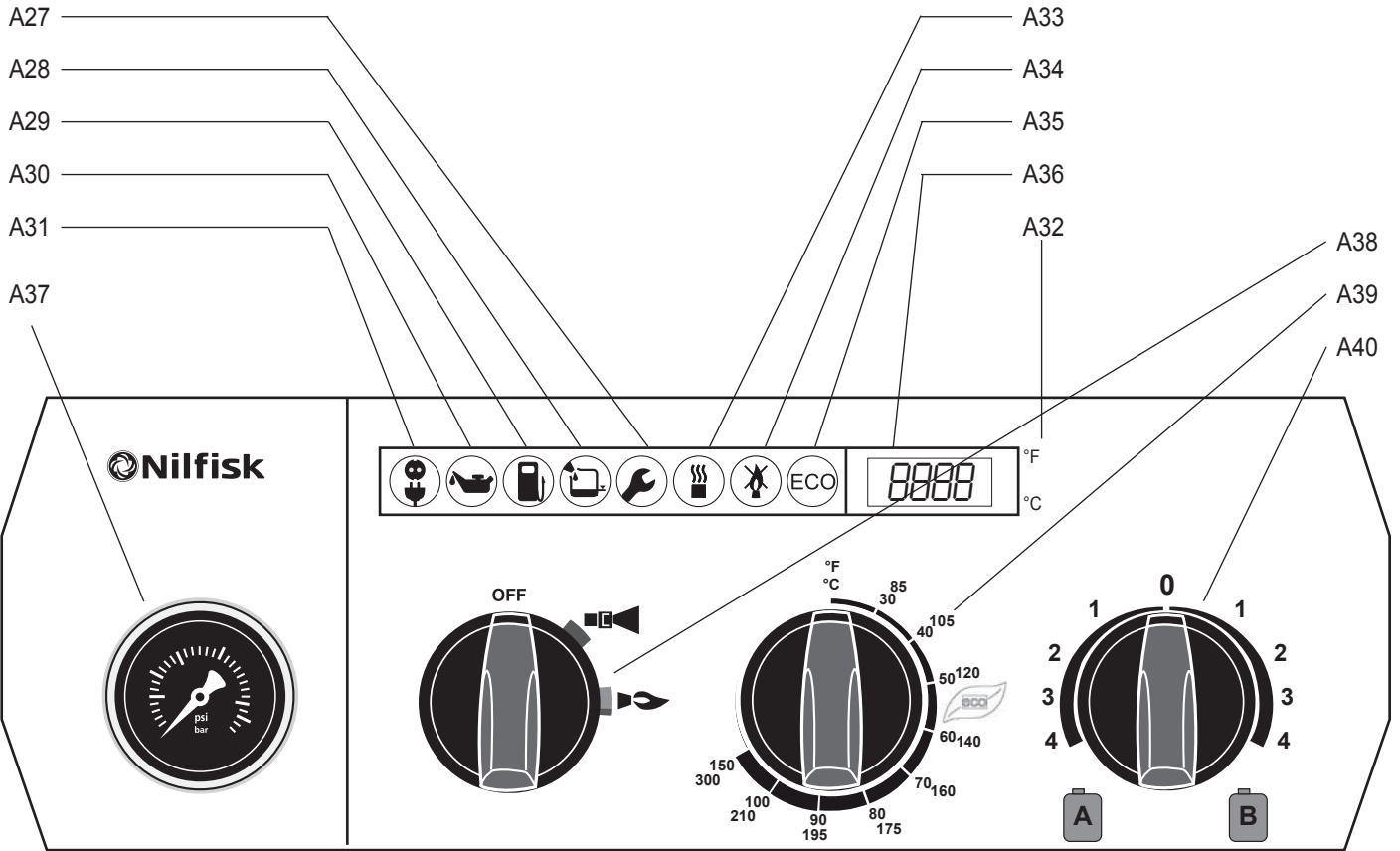
MH 5M - MH 6P - MH 7P

Instructions for use

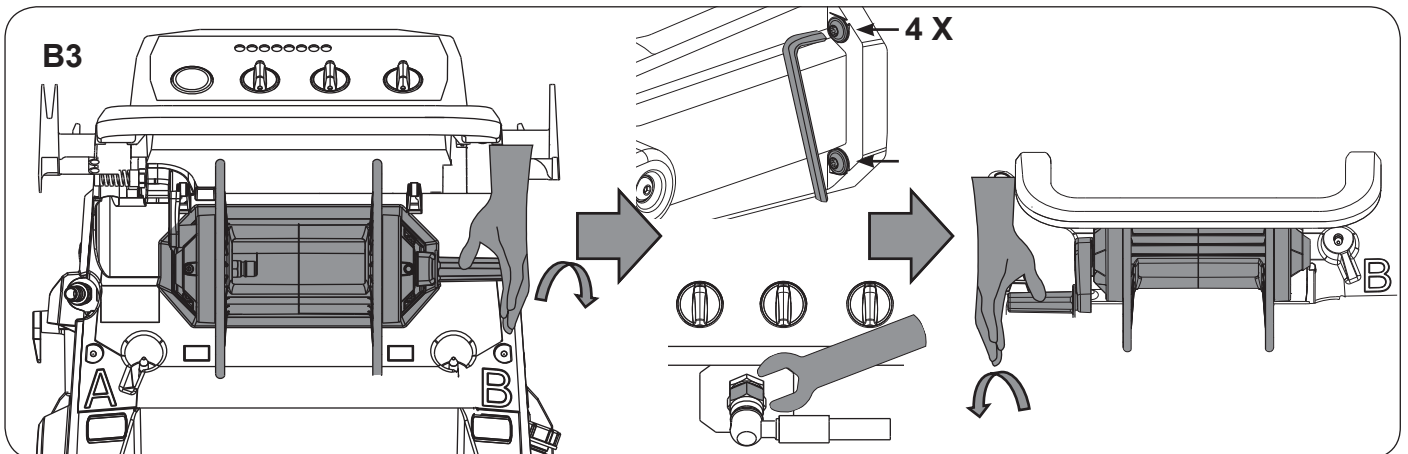
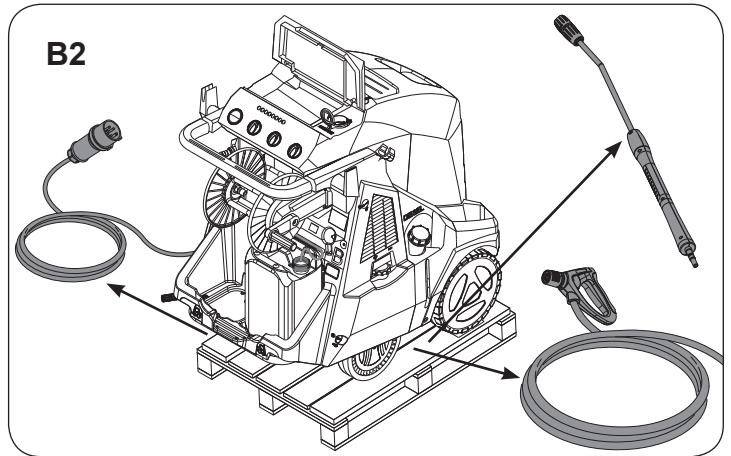
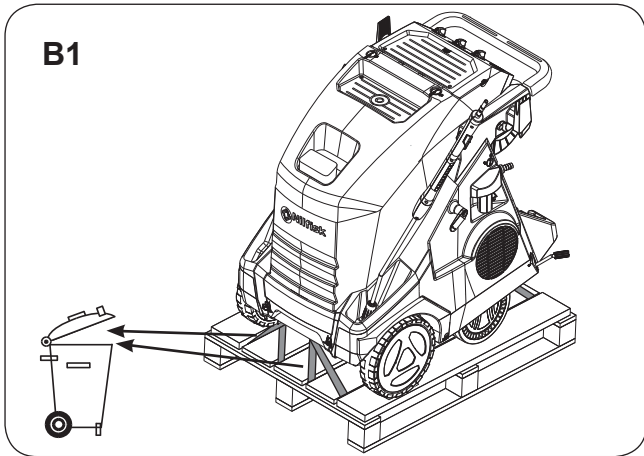




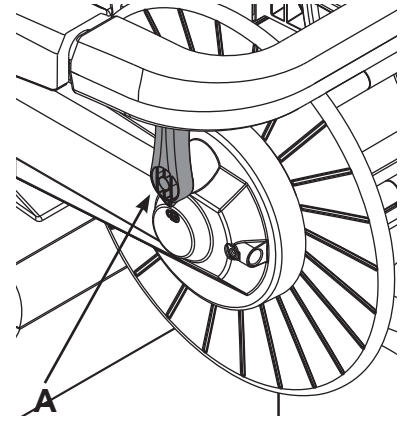
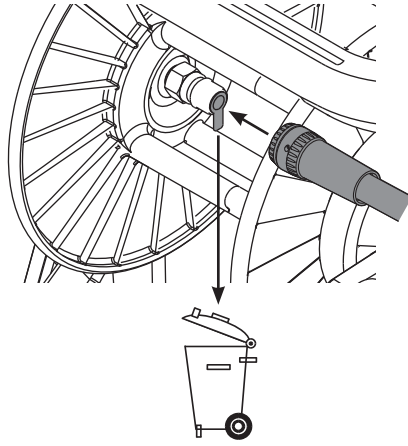
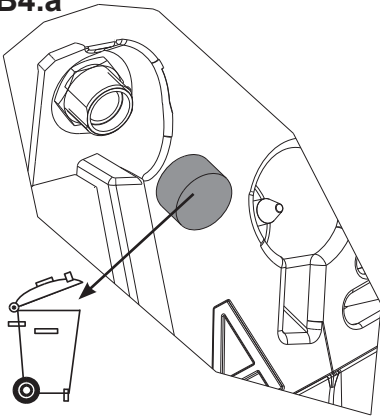
A



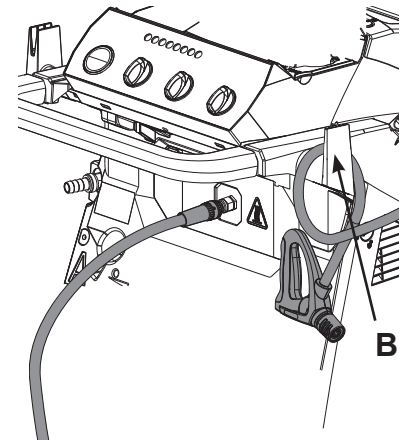
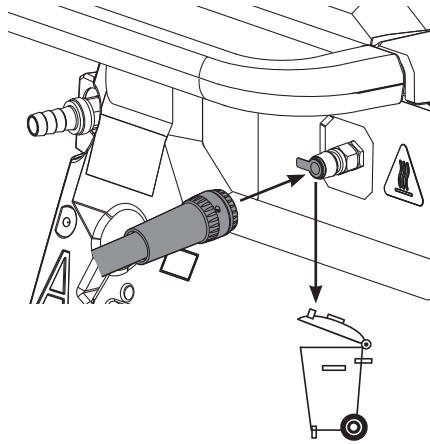
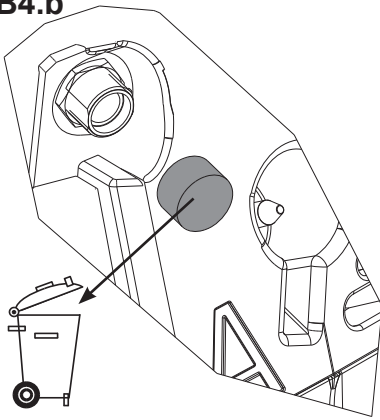
B



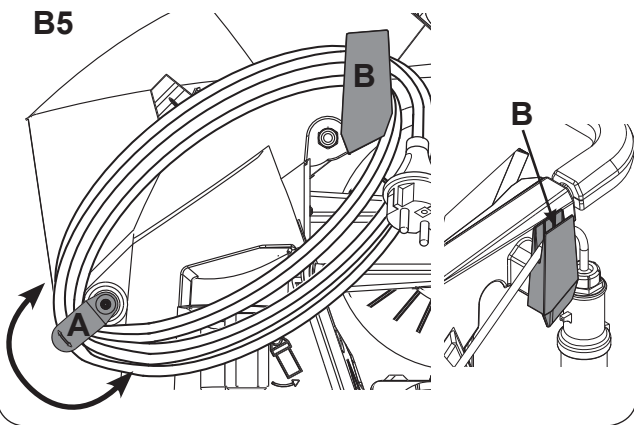
B4.a



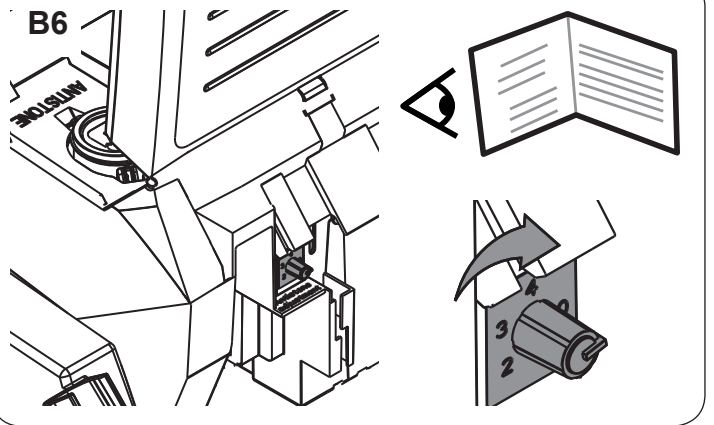
B4.b



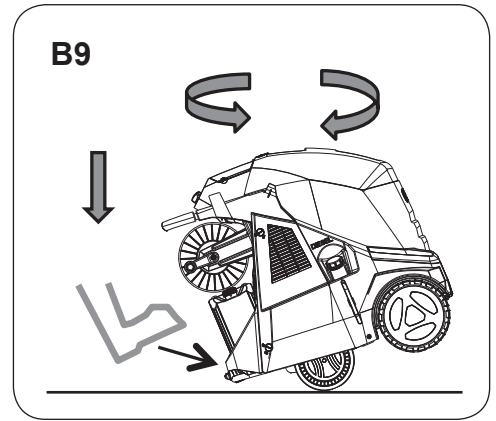
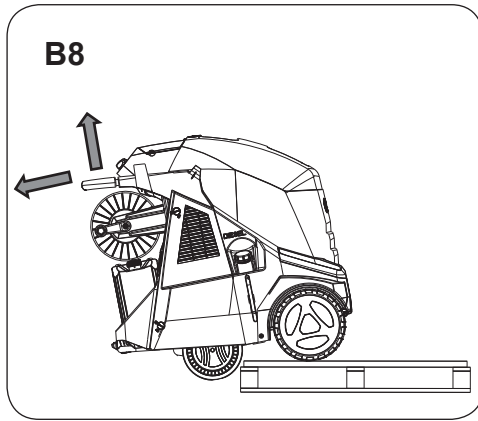
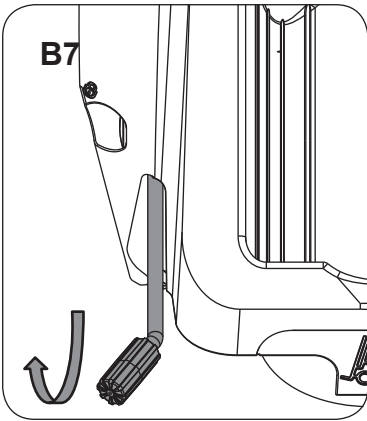
B5



B6



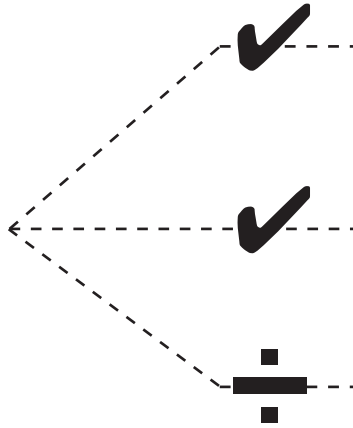



B

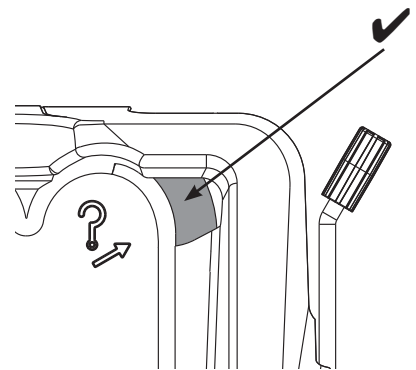
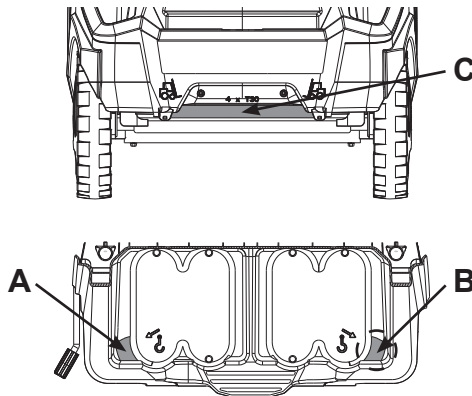
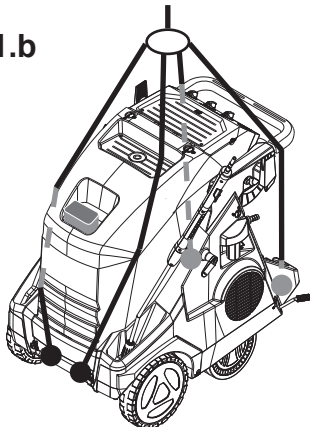


C


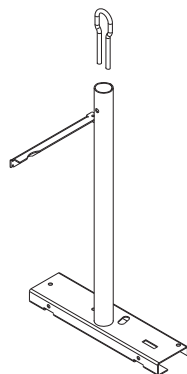
C1.a



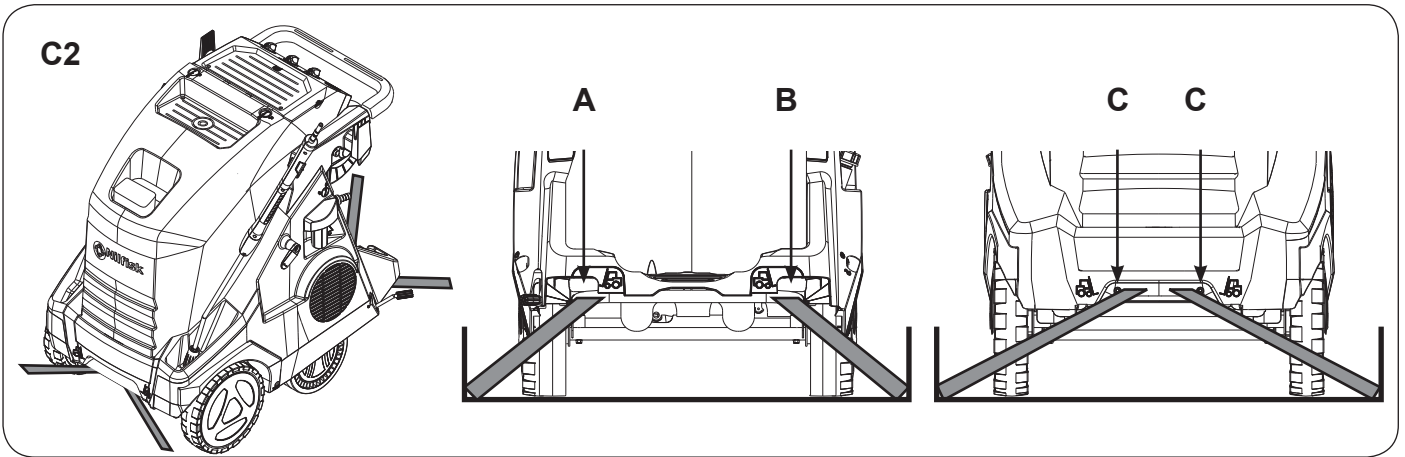
C1.b



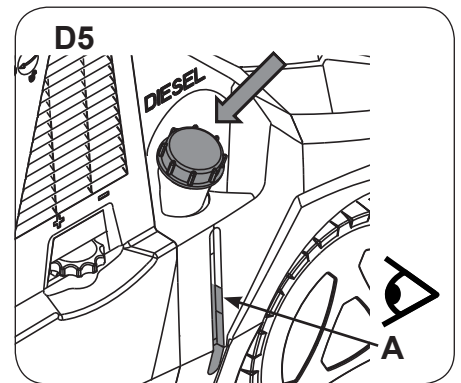
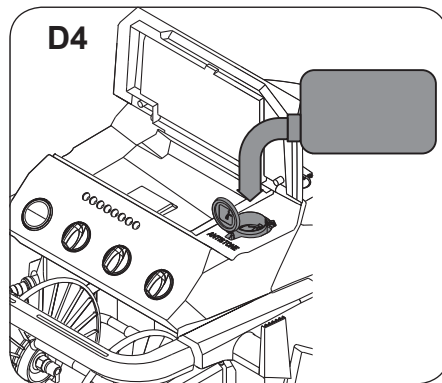
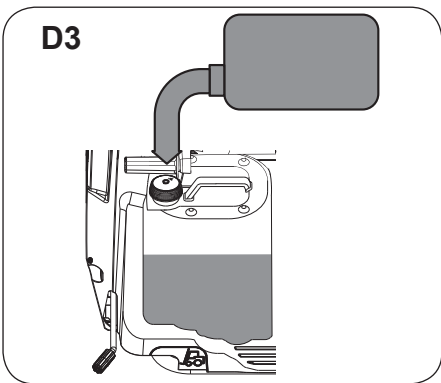
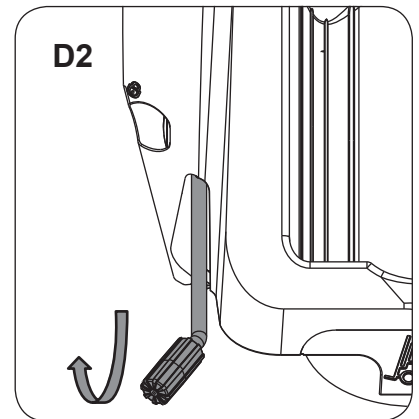

C1.c



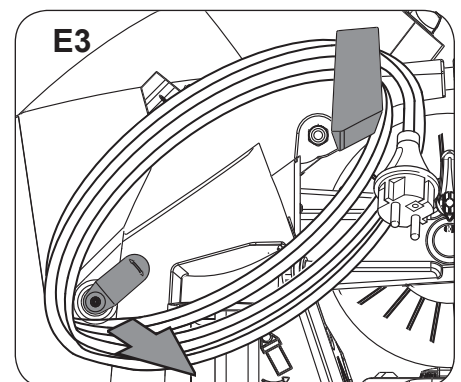
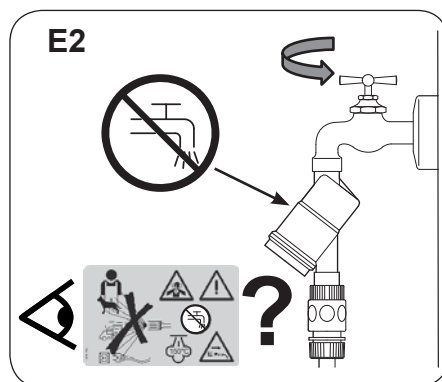
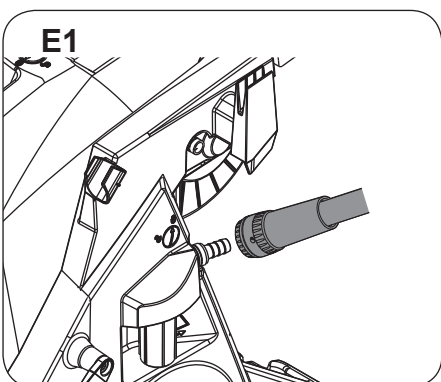
C



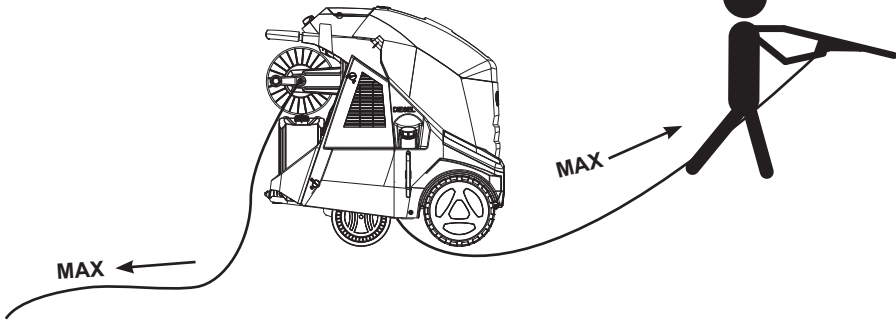
D



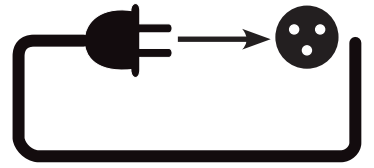
E



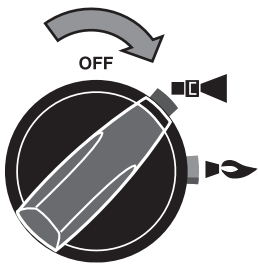
E4



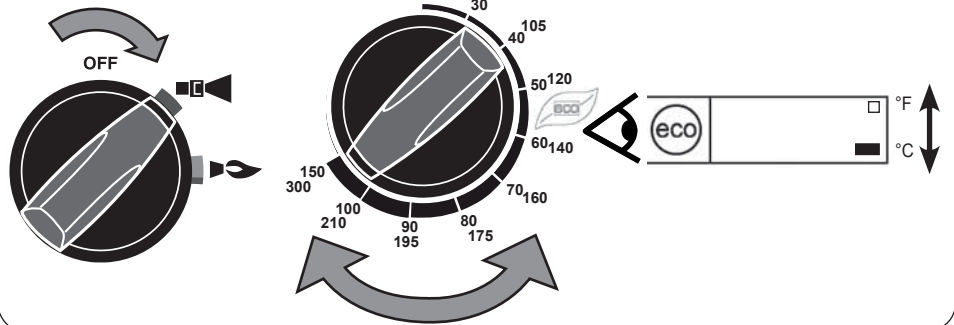
E5



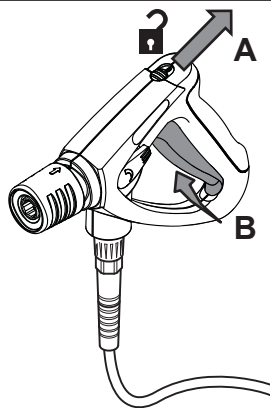
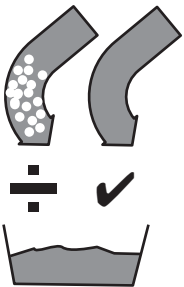
E6



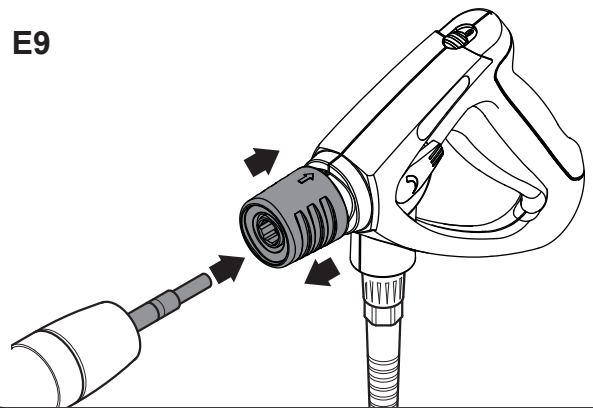
E7



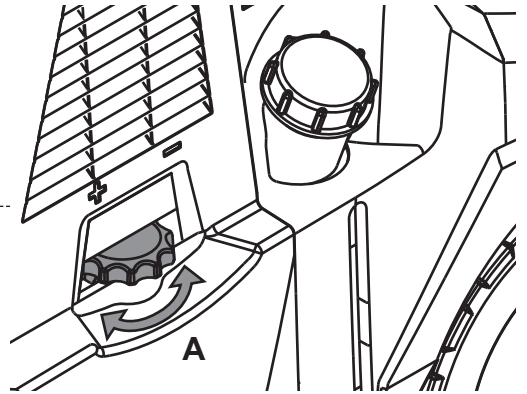
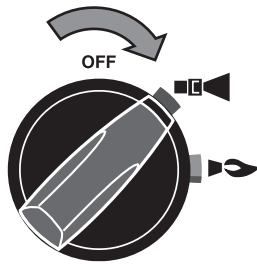
E8



E9



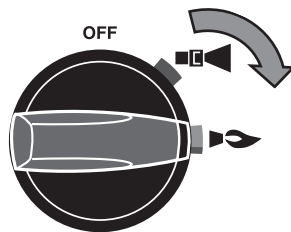
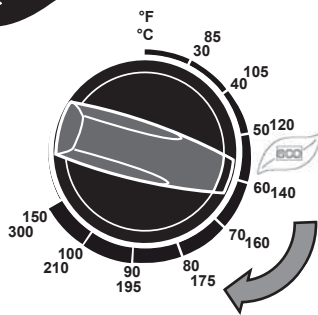
E10.a



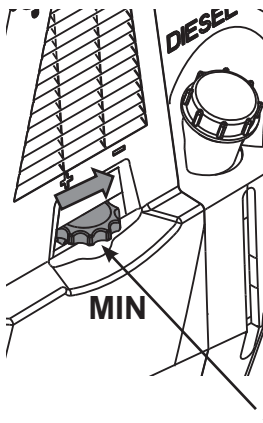
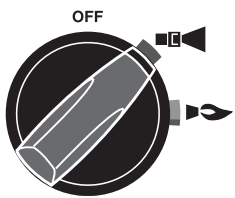
E10.b



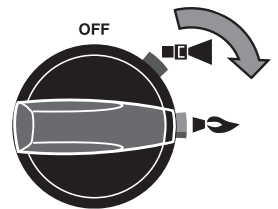
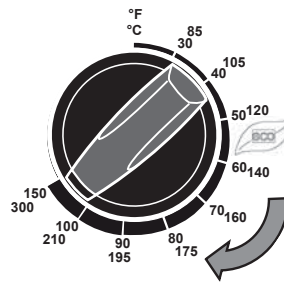
Max 100°C/210°F



E10.c

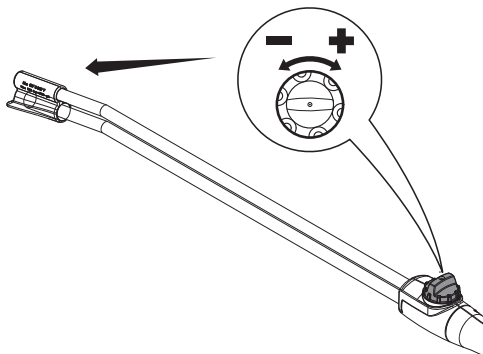
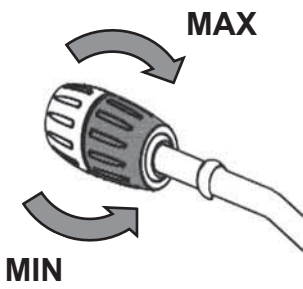



Max 32 bar

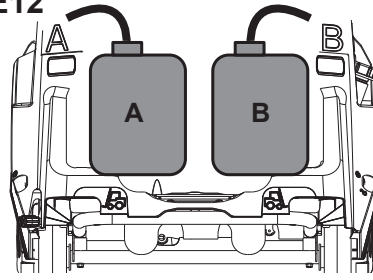


E

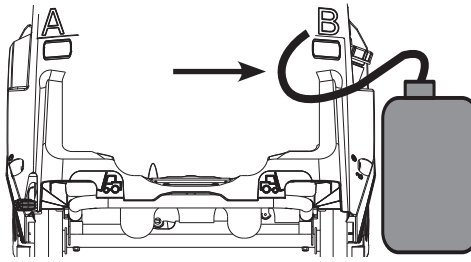
E11



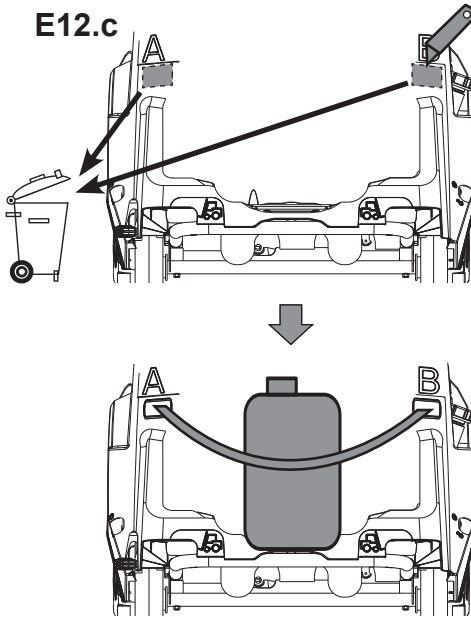
E12



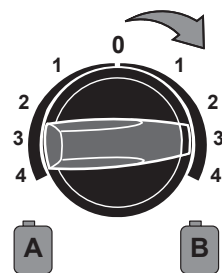
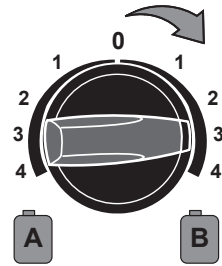
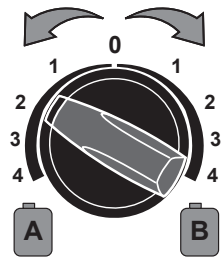
E12.b



E12.c

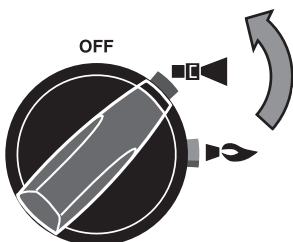


E13

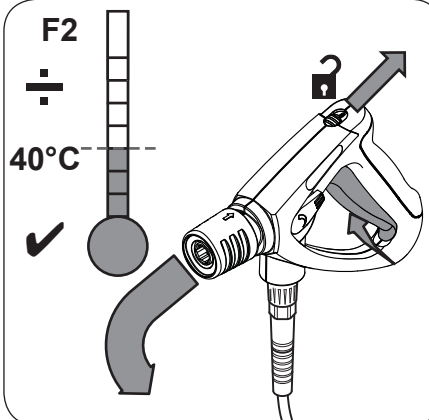


F

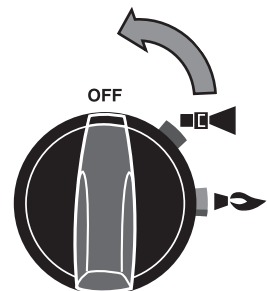
F1



F2

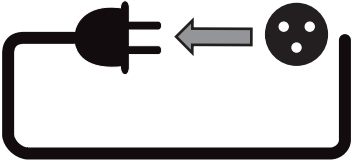


F3

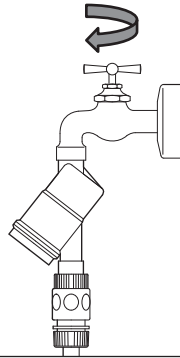


F


F4



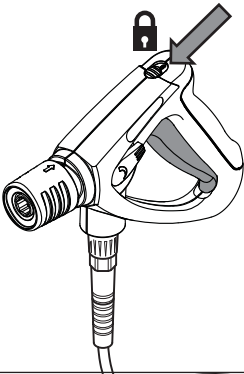
F5



F6

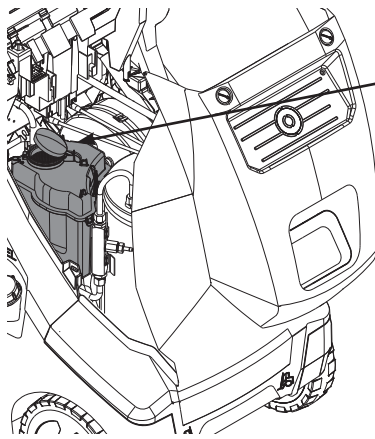
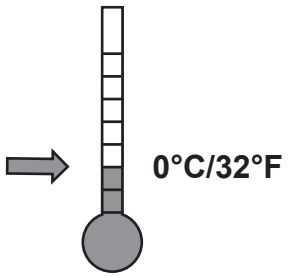


F7

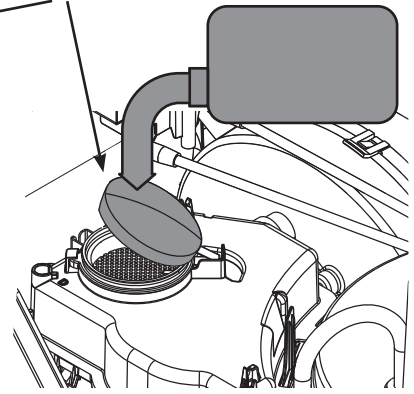


G

G1

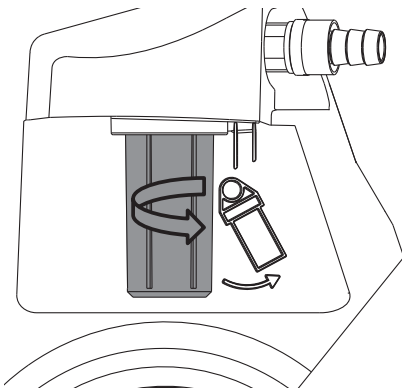


C

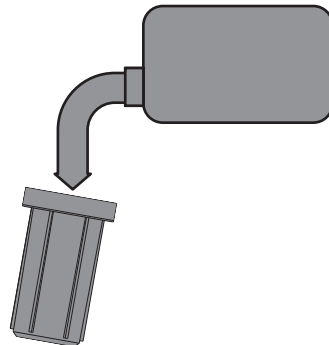


G2

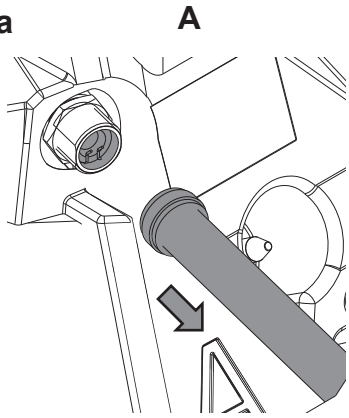
B



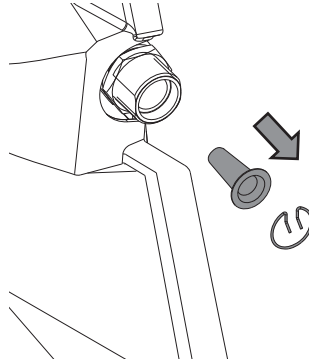
C



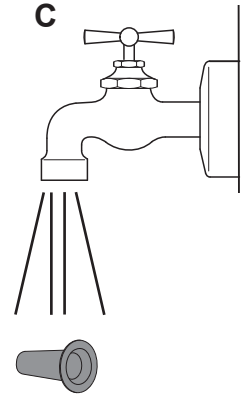
H1.a



B

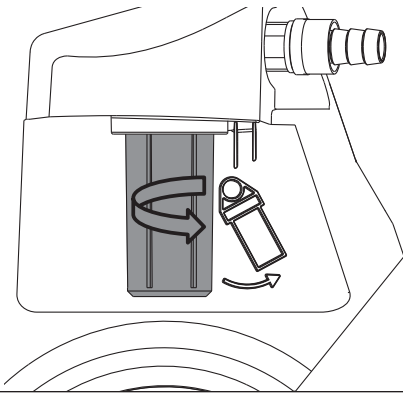


C

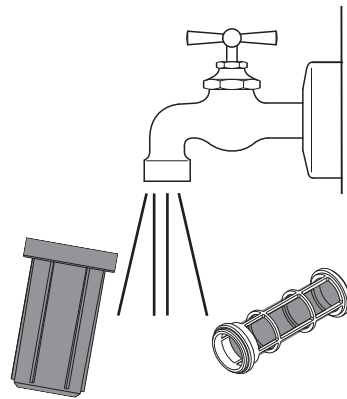


H1.b

A

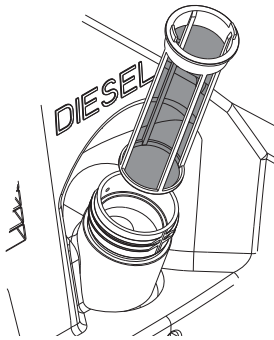


B

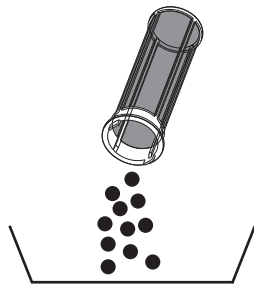


H2

A

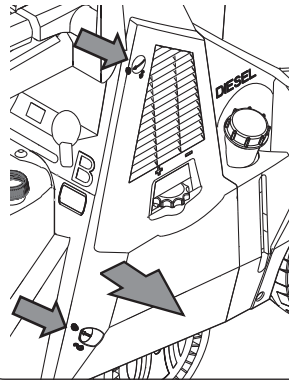


B

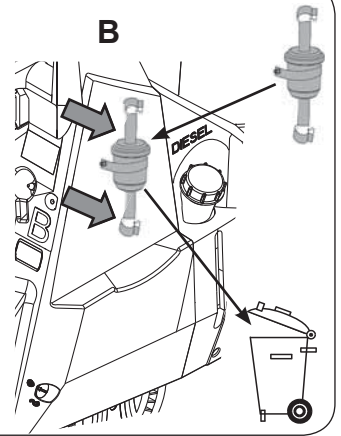


H3

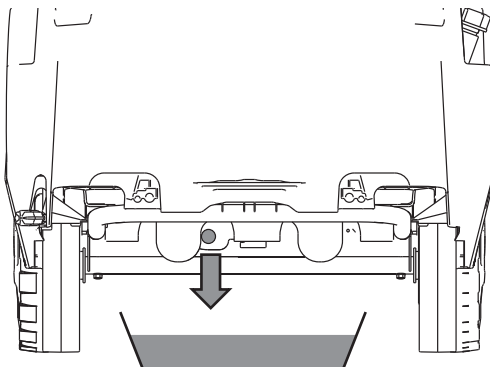
A

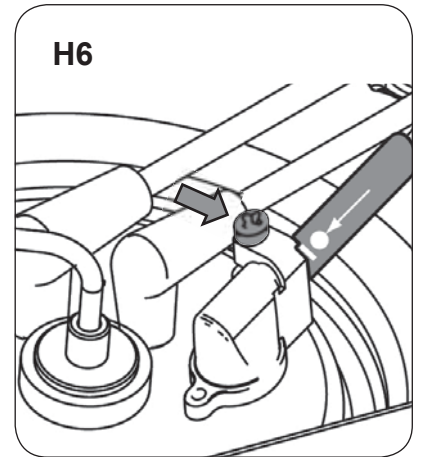
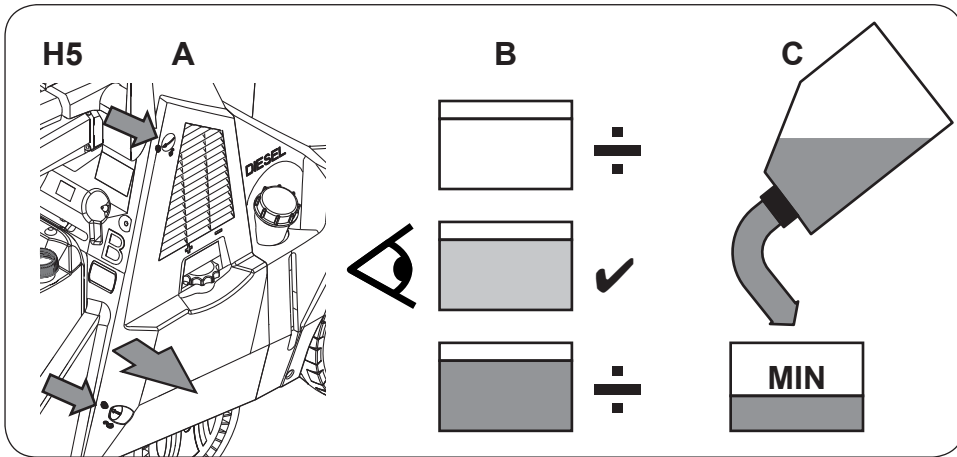


B



H4





EN	Operating instructions	14
DE	Bedienungsanweisungen	18
FR	Instructions de fonctionnement	22
NL	Gebruiksaanwijzingen	26
IT	Istruzioni per l'uso	30
NO	Bruksanvisning	34
SV	Bruksanvisning	38
DA	Betjeningsvejledning	42
FI	Käyttöohje	46
ES	Instrucciones de funcionamiento	50
PT	Instruções de Funcionamento	54
EL	Οδηγίες λειτουργίας	58
TR	Kullanma Talimatları	63
SL	Navodila za delovanje	68
HR	Upute za uporabu	72
SK	Návod na obsluhu	76
CS	Návod k obsluze	80
PL	Instrukcje dotyczące obsługi	84
HU	Használati útmutató	88
RO	Instrucțiuni de utilizare.....	92
BG	Указания за експлоатация	96
RU	Руководство по эксплуатации	101
ET	Tööjuhised	106
LV	Norādījumi par ekspluatāciju	110
LT	Naudojimo instrukcija	114
JA	作手順.....	118
ZH	操作说明.....	122
KO	사용법.....	126
TH	คำแนะนำการใช้งาน.....	130
MS	Arahan Operasi	134

Operating instructions

This high pressure washer has been designed for professional use typically in following cleaning applications:

Agriculture, industry, transport industry, automotive cleaning, municipal facilities, cleaning trade, construction industry, food industry etc.

The pictorial quick reference guide

The pictorial quick reference guide is designed for helping you when starting up, operating and storing the unit. The guide is subdivided into 8 sections.

A

Before starting

DO READ SAFETY INSTRUCTIONS BEFORE USE!

Operating elements:

- A1. Top cover release
- A2. Receptacle for service crane and lifting ring¹⁾
- A3. Hot chimney
- A4. Cable hook
- A5. High pressure hose reel lock¹⁾
- A6. Spray lance
- A7. Supply water connection
- A8. Water inlet filter¹⁾
- A9. Tunable cable hook
- A10. Parking brake
- A11. Tool box
- A12. Control panel
- A13. High pressure hose connection on machine B4.a/B4.b¹⁾
- A14. High pressure hose reel¹⁾
- A15. Crank handle for High pressure hose reel¹⁾
- A16. Place for canister for detergent
- A17. Footboard for tipping product
- A18. Tank filler for Nilfisk AntiStone
- A19. High pressure hose hook
- A20. Side door release
- A21. Safety warning label
- A22. Tank filler for fuel
- A23. Spray Gun holder
- A24. Flow regulation knob¹⁾
- A25. Fuel level view
- A26. Long detergent hose for external canister
- A27. Service interval due/expired LED
- A28. Nilfisk AntiStone low¹⁾ LED
- A29. Fuel low¹⁾ LED
- A30. Pump oil low¹⁾ LED
- A31. Power ON LED
- A32. Fahrenheit /Celsius indicator¹⁾
- A33. Boiler overheated indication LED
- A34. No flame indication LED
- A35. ECO-mode indication LED
- A36. Hour counter; Set temp. reading; Error codes¹⁾
- A37. Pressure gauge¹⁾
- A38. Main switch with hot/cold water selection
- A39. Temperature control knob
- A40. Detergent metering knob¹⁾

B

Unpacking and preparing the unit

- B1. Remove safety traps from the cleaner.
- B2. Remove the hose, lance and cable from the pallet.
- B3. If wanted the hose reel can be changed from right hand operation to left hand operation¹⁾.

- B4.a Machines with hose reel: Remove transportation caps from inlet and outlet. Connect the high pressure hose and roll it up on the hose reel and lock hose reel on handle (A)¹⁾.
- B4.b Machines without hose reel: Remove transportation caps from inlet and outlet. Connect the high pressure hose and place it on the hook (B).
- B5. Place power cord around cable hooks (A and B) and lock the cable end at cable hook (B).
- B6. The Nilfisk Antiscale device is set at the factory to a water hardness of Slightly Hard. See table at maintenance section. Warning indication cancelled when set to "0".
- B7. Release the wheel brake.
- B8. Lift in the handle and pull the cleaner's rear wheel of the pallet and down to the floor.
- B9. For easy tilting and maneuvering - kick the footboard and push down on handle.

C

Lifting and strapping for transport

- C1.a The safest way to lift the cleaner is to use a fork-lift truck from the front or back end of the cleaner. (Not from side!).
- C1.b Use the fixing points (A,B,C) when lifting with belts. Do not lift in or strap to the plastic parts of machine as it could become detached from the frame.
- C1.c For safe daily lifting the Nilfisk accessory lifting set (#107140912 + #301001090) is recommended.
- C2. Use the fixing points (A,B,C) when securing with belts for transportation. Do not lift in or strap to the plastic parts of machine as it could become detached from the frame.

D

Setting up the unit:


If your location is higher than 500 m (1625 ft) above sea level, your burner may require re-adjustment for proper performance and best fuel economy - Contact Nilfisk Service for assistance! For location higher than 1000-2500 m might require an optional burner kit - Contact Nilfisk Service for assistance! Before using the cleaner for the first time, check it carefully to detect any faults or damage. Run the machine only when it is in perfect condition.




- D1. The slope on which the high pressure cleaner is placed must not exceed more than 10° in any direction. OBS: ambient temperature should be above 0°C and not higher than 40°C.
- D2. Set the brake.
- D3. Fill up detergent tank¹⁾.
- D4. Fill up tank for Nilfisk AntiStone¹⁾.
- D5. Fill fuel tank with fresh fuel, heating oil, DIN 51603-1 (without bio diesel). Diesel according to EN 590 (up to 7% bio diesel) can be used in above 0°C ambient with the following restrictions: Maximum storage time in high pressure cleaner diesel tank: 1 month. Diesel of more than 6 months old is not allowed to be used. Diesel EN 590 from an open container must not be used. See fuel level (A) through window under the filling point.

E

Switching on the unit

OBS: The machine may be protected with antifreeze liquid from the factory¹⁾ - take care of point E8 below.

- E1. Connect the water supply.
- E2. Check if safety label has icon , then a back flow preventer is required.

- E3. Turn cable hook and pull off the cable.
- E4. Unwind hose and cable to full length before use.
- E5. Connect to power supply.
- E6. Switching on the cleaner. Cold water operation.
- E7. Set Fahrenheit /Celsius: (A) by on/off switch in cold mode and (B) toggle the temperature control to max¹⁾.
- E8. Release safety lock and ventilate the machine for air by activating the spray gun.
If antifreeze is in machine – catch the first 5 liters of fluid discharge in a container for re-use.
When the water flow is even, continue with the following steps.
- E9. Connect the spray lance to the spray gun.
- E10.a Cold water mode setting.
Switch on the cleaner to .
Flow regulation is adjusted at pump handle (A).
- E10.b Hot water mode (up to 100°C)
Select temperature, ECO-mode setting for optimal standard cleaning.
Switch on the cleaner to .
Flow regulation is adjusted at pump handle (A).
- E10.c Steam mode¹⁾ (over 100°C)
Turn the flow regulation¹⁾ (A) completely right to end stop (OBS: max. 32 bar by temperatures over 100°C!).
Select temperature above 100°C.
Switch on the cleaner to .
- E11. Pressure regulation on FlexoPower or Tornado Lance¹⁾.
- E12.a Suction from internal detergent canister.
Set the desired concentration of (A) or (B) cleaning agent at the dosing knob¹⁾.
- E12.b Suction from external detergent canister:
Pull out the hose (B) from the chassis and connect to canister. Set the desired concentration of (B) cleaning agent at the dosing knob¹⁾.
- E12.c Suction from 25 L canister: (only for none hose reel version). Cut out the marked area with a knife to open the strapping points. Strap canister to the back of the machine. Pull out the hose (B) from the chassis and connect to canister.
- E13. Using cleaning agents: Set the desired concentration of (A) or (B) cleaning agent at the dosing knob¹⁾.
Spray the object. Allow the cleaning agent to work, depending on the degree of soiling. Then rinse off with the high pressure spray jet. Never allow cleaning agent to dry out on the object as the surface may be damaged.

F

After using the unit or before leaving it unattended

- F1. Switch to cold mode.
- F2. Run in cold mode to cool down product.
- F3. Switch off the cleaner. Turn the switch to position „OFF“.
- F4. Disconnect supply lines.
- F5. Close water tap.
- F6. Squeeze the spray gun to release pressure.
- F7. Lock the safety catch on the spray gun.

G

- G1. **Storing the cleaner below 0°C:**
Remove the water inlet hose from the cleaner. Remove the spray lance. Switch on the cleaner with the main switch in position “Cold Water”. Operate the spray gun. Gradually pour antifreeze (approx. 5 liters) into the water tank (C). The machine is protected against frost when antifreeze solution emerges from the spray gun. Lock the safety catch on the spray gun. Switch off the cleaner. To

avoid any risks, store the cleaner temporarily in a heated room before using it again. When the machine is put into service again, the antifreeze solution can be collected and stored for future use.

- G2. Tilt and unscrew the filter glass¹⁾ and empty it from water and fill it up with antifreeze and replace it on the cleaner again.

H

Maintenance & trouble shooting

- H1.a Water inlet - Finger filter¹⁾: Unscrew quick coupling. Remove lock and filter and clean with water.
- H1.b Water inlet – Large filter¹⁾: Tilt glass outward, unscrew glass and clean with water.
- H2. Fuel filling filter: Filter can be removed by fingers and rinsed with clean fuel.
- H3. Fuel filter: Open side door for access (A). Open hose clips and replace the fuel filter (B). Observe applicable disposal regulations. Contact Nilfisk for sparepart filter.
- H4. Fuel Tank: Remove the drain plug and let the fuel pour into an empty container. Flush with clean fuel. Observe applicable disposal regulations.
- H5. Pump oil: Check the pump oil quality: Check colour of pump oil. If the oil has a dark grey or white shade, contact Nilfisk service!
Top up cold pump with fresh oil to MAX if necessary.
- H6. Flame sensor¹⁾: Remove the sensor and clean with a soft cloth. Ensure that the sensor is correctly seated when installing again - the symbols must face upwards.

EU Declaration of conformity

We,
Nilfisk A/S
Kornmarksvej 1
DK-2605 Brøndby
DENMARK

Hereby declare that the
Products: HPW - Professional – Mobile Hot
Description: 230V, 400-460V, 1~, 3~, 50 Hz, IPX5
Type: MH 3M, MH 4M, MH 5M, MH 6P, MH 7P

Are in compliance with the following standards:

EN 60335-1:2012+A11:2014
EN 60335-2-79:2012
EN 55014-1:2006+A1:2009+A2:2011
EN 55014-2:2015
EN 61000-3-2:2014
EN 61000-3-11:2000

Following the provisions of:
Machinery Directive 2006/42/EC
EMC Directive 2014/30/EC
Noise Emission Directive 2000/14/EC – Conformity assessment procedure according to Annex V.
- Measured noise level: 72-76 dB(A);
- Guaranteed noise level: 88-92 dB(A)

Hadsund, 28-09-2016



Anton Sørensen
Senior Vice President, Global R&D



B6. Antiscale adjustment

1. Open cabinet (A). Measure the water hardness or ask your water supply company.						2. Adjustment knob (B) setting according to rated water flow				
mg/l	Grains	°dH	°e	°f	ppm Ca	Description	9-15 L/min	16-20 L/min	21-26 L/min	27-33 L/min
.0-17	0-1	0-7	0-8,8	0-12,5	0-50	Soft	0	0	0	0
17-60	1,1-3,5					Slightly Hard	0,5	1	2	2
60-128	3,6-7,5	7-14	8,8-17,5	12,5-25,1	51-150	Moderately Hard	1	1,5	2,5	3
128-180	7,6-10,5	14-21	17,5-26,3	25,1-37,6	151-300	Hard	1,5	2	3	3,5
>180	>10,5	>21	>26,3	>37,6	>300	Very Hard	2	3	3,5	4

Indications on Display

Indication lights	Display ¹⁾	Cause	Remedy
Constant	0024	- The appliance is ready for operation. - At power on to cold mode, hour counter is shown for a few seconds.	
Flashing		- Water tap closed or water shortage. - Detergent tank empty. - Pressure regulation on the safety control blocks or the VarioPress ¹⁾ lance is set to low water volume. - Machine scaled.	- Check water supply. - Refill detergent or set Detergent knob to "0". - Change setting on safety control block / VarioPress to allow full water flow. - Nilfisk Service.
Flashing	FLO	- Machine has run for more than 120s without proper water supply. Machine shuts down to avoid pump overheating.	- Restart machine, if fault continues Nilfisk Service.
Constant	FUE	- Low fuel level. - Cold water operation possible.	- Check fuel level and refill, error reset after 5 sec.
Constant		- Low Nilfisk AntiStone level ¹⁾ . - Machine is still operational.	- Check Nilfisk AntiStone level and refill.
Constant Constant		- Service interval has expired. - Machine is still operational.	- Nilfisk Service.
Constant Flashing		- Service interval due in 20 hours. - Machine is still operational.	- Nilfisk Service.
Constant	HOS	- Boiler overheated. Exhaust sensor (EXT-H) has cut off fuel supply. - Machine scaled. - Boiler not serviced. - Cold water operation is possible.	- Nilfisk Service.
Constant Constant	LHE	- Flame sensor (B7) is sooted. - Ignition or fuel system failure. - Cold water operation is possible.	- Clean flame sensor (B7). - Nilfisk Service.
Flashing Flashing	LHL	- Boiler is over sooted and needs service. - Boiler is filled with diesel.	- Nilfisk Service.
Constant Constant	HOP	- Motor is overheated.	- Turn main switch to "OFF" position - let the machine cool down. - Remove/disconnect extension cable. - Possible phase failure. - Have electrical connection checked. - Nilfisk Service.
Constant Flashing	SEC	- Temperature sensor shorted.	- Nilfisk Service.
Flashing	SEO	- Temperature sensor is disconnected. - Cold water operation is possible.	
Constant Constant	FLF	- Flow sensor fault.	- Nilfisk Service.
Constant	POL	- Low pump oil. - MPU is leaking oil.	- Check oil level and refill. - Nilfisk Service.











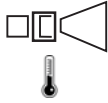












Other Faults

Indication lights	Cause	Remedy
 Not ON	- Plug not connected to the electrical plug socket.	- Put the plug into the electrical socket. - Check fuse (see chapter Technical Data).
Pressure too low	- High pressure nozzle worn out. - Pressure regulation set to low pressure or VarioPress-lance ¹⁾ set to low water volume ¹⁾ .	- Replace nozzle. - Turn the twist grip on safety control block clockwise (+) or set VarioPress-lance ¹⁾ to higher water volume (see chapter E10-11).
Machine is running with pulsating pressure and makes knocking noise	- Pump has drawn in air as the detergent tank is empty	- Close detergent valve. Remove lance from gun. Operate spray gun and let machine run until air in pump is gone and the machine is running normally again.
No detergent drawn in	- Detergent tank empty. - Dirt in detergent tank. - Suction valve at cleaning agent inlet soiled.	- Top up detergent tank. - Clean detergent tank. - Remove suction valve and clean or replace.
Burner soots up	- Fuel contamination. - Burner sooted or adjustment incorrect.	-  Nilfisk Service.











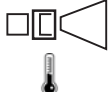












Maintenance plan

	Weekly	As required	After the first 50 operating hours	When service lamp lights
Water filters		●		
Check and clean tank inlet fuel filter		●		
Check and replace Internal fuel filter		●		
Clean the fuel tank		●		
Grease quick coupling nipples for hose, gun and lance	●			
Check the pump oil quality	●			
Change the pump oil			 Nilfisk Service	 Nilfisk Service










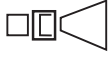
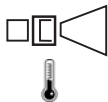












Specifications

			MH 3M-140/580 PA	MH 3M-100/600 PA	MH 3M-160/770 PA	MH 3M-160/770 PAX	MH 4M-100/680 PA	
1			EU	GB	EU	NO	GB	
2		V/ph/Hz	230/1/50	230/1/50	400/3/50	230/400/3/50	230/1/50	
3		A	C 16	C 13	C 16	C 25/16	C 13	
4		kW кВт	3.6	2.8	4.7	4.7	2.9	
5		A	16	12.5	8	14/8	13	
6		bar Бар 巴	140	100	160	160	100	
7		l/min л/мин 升/分钟	9.70	10.00	11.70	11.70	10.50	
8		bar Бар 巴	210	150	240	240	150	
9		l/min	9.70	10.00	12.80	12.80	11.30	
10			NT 0370	NT 0450	NT 0400	NT 0400	NT 0475	
11		°C	80/-	80/-	80/-	80/-	90/150	
12		°C	40					
13		bar Бар 巴	10					
14		mm 毫米	1010/700/1016					
15		kg кг	114	114	133	136	138	
16	 $K_{PA} = 3 \text{ dB}$	dB(A) дБ(A)	75.0	75.0	76.0	76.0	72.0	
17	 $K_{WA} = 3 \text{ dB}$	dB(A) дБ(A)	91.0	91.0	92.0	92.0	88.0	
18	 (ISO 5349 a _v)	m/s ² 米/秒 ²	2.8 ±1	2.7 ±1	2.9 ±1	2.9 ±1	2.7 ±1	
19		N	23.70	20.70	29.50	29.50	20.30	
20		L л 升	0.39 / SAE 80W-90	0.39 / SAE 80W-90	0.39 / SAE 80W-90	0.39 / SAE 80W-90	0.75 / Castrol Alphasyn T 150	
21		kW кВт	42	42	55	55	70	
22		L/л/升	15					
23		L/л/升	B: 10 L	B: 10 L	B: 10 L	B: 10 L	A: 10 L B: +	











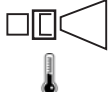












Specifications

			MH 4M- 100/680 PAX	MH 4M- 210/1000 PAX	MH 4M- 130/720 FA	MH 4M- 180/860 FAL	MH 4M- 180/860 FA
1			GB	EU	EU	EU	EU
2		V/ph/Hz	230/1/50	400/3/50	230/1/50	400/3/50	400/3/50
3		A	C 13	C 16	C 16	C 16	C 16
4		kW кВт	2.9	8.0	3.6	5.9	5.9
5		A	13	13.5	16	10	10
6		bar Бар 巴	100	210	130	180	180
7		l/min л/мин 升/分钟	10.50	15.70	11.00	13.20	13.20
8		bar Бар 巴	150	250	195	250	250
9		l/min	11.30	16.70	12.00	14.30	14.30
10			NT 0475	NT 0475	NT 0435	NT 0435	NT 0435
11		°C	90/150	90/150	90/150	90/150	90/150
12		°C	40				
13		bar Бар 巴	10				
14		mm 毫米	1010/700/1016				
15		kg кг	141	149	141	133	133
16	 $K_{PA} = 3 \text{ dB}$	dB(A) дБ(A)	72.0	76.0	73.0	75.0	75.0
17	 $K_{WA} = 3 \text{ dB}$	dB(A) дБ(A)	88.0	92.0	89.0	91.0	91.0
18	 (ISO 5349 a _v)	m/s ² 米/秒 ²	2.7 ±1	3.3 ±1	2.8 ±1	3.1 ±1	3.1 ±1
19		N	20.50	46.70	25.40	35.40	35.40
20		L л 升	0.75 / Castrol Alphasyn T 150	0.75 / Castrol Alphasyn T 150	0.75 / Castrol Alphasyn T 150	0.75 / Castrol Alphasyn T 150	0.75 / Castrol Alphasyn T 150
21		kW кВт	70	70	55	70	70
22		L/л/升	15				
23		L/л/升	A: 10 L B: +	A: 10 L B: +	A: 10 L B: +	B: 10 L	A: 10 L B: +











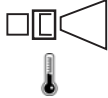












Specifications

			MH 4M-180/890 FA	MH 4M-180/890 FA	MH 4M-200/960 FA	MH 4M-200/960 FA	MH 4M-200/960 FAX
1			JP	JP	EU	NO	EU
2		V/ph/Hz	200/3/50	200/3/60	400/3/50	230/400/3/50	400/3/50
3		A	C 20	C 20	C 16	C 25/16	C 16
4		kW кВт	5.9	5.9	7.2	7.2	7.2
5		A	20	20	12	21/12	12
6		bar Бар 巴	180	180	200	200	200
7		l/min л/мин 升/分钟	13.80	13.80	14.80	14.80	14.80
8		bar Бар 巴	250	250	250	250	250
9		l/min	14.80	14.80	16.00	16.00	16.00
10			NT 0475	NT 0475	NT 0475	NT 0475	NT 0475
11		°C	90/150	90/150	90/150	90/150	90/150
12		°C	40				
13		bar Бар 巴	10				
14		mm 毫米	1010/700/1016				
15		kg кг	133	133	142	144	142
16		dB(A) дБ(A)	75.0	75.0	76.0	76.0	76.0
17		dB(A) дБ(A)	91.0	91.0	92.0	92.0	92.0
18		m/s ² 米/秒 ²	3.1 ±1	3.2 ±1	3.2 ±1	3.2 ±1	3.2 ±1
19		N	38.50	40.30	42.80	42.80	43.30
20		L л 升	0.75 / Castrol Alphasyn T 150	0.75 / Castrol Alphasyn T 150	0.75 / Castrol Alphasyn T 150	0.75 / Castrol Alphasyn T 150	0.75 / Castrol Alphasyn T 150
21		kW кВт	70	70	70	70	70
22		L/л/升	15				
23		L/л/升	A: 10 L B: +	A: 10 L B: +	A: 10 L B: +	A: 10 L B: +	A: 10 L B: +










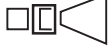
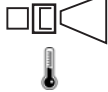












Specifications

			MH 4M-200/960 FAX	MH 4M-200/960 FA	MH 4M-220/1000 FA	MH4M-220/1000 FAXT
1			NO	EXP	EU	EU
2		V/ph/Hz	230/400/3/50	220-230/440-460/3/60	400/3/50	400/3/50
3		A	C 25/16	C 25/16	C 16	C 16
4		kW кВт	7.2	7.2	7.2	7.2
5		A	21/12	21/12	14	14
6		bar Бар 巴	200	200	220	220
7		l/min л/мин 升/分钟	14.80	14.80	15.70	15.70
8		bar Бар 巴	250	250	250	250
9		l/min	16.00	16.00	16.70	16.70
10			NT 0475	NT 0475	NT 0475	NT 0475
11		°C	90/150	90/150	90/150	90/150
12		°C	40			
13		bar Бар 巴	10			
14		mm 毫米	1010/700/1016			
15		kg кг	147	142	142	149
16	 K _{PA} = 3 dB	dB(A) дБ(A)	76.0	76.0	76.0	76.0
17	 K _{WA} = 3 dB	dB(A) дБ(A)	92.0	92.0	92.0	92.0
18	 (ISO 5349 a _v)	m/s ² 米/秒 ²	3.2 ±1	3.2 ±1	3.4 ±1	3.4 ±1
19		N	43.30	42.90	47.20	47.30
20		L л 升	0.75 / Castrol Alphasyn T 150	0.75 / Castrol Alphasyn T 150	0.75 / Castrol Alphasyn T 150	0.75 / Castrol Alphasyn T 150
21		kW кВт	70	70	70	70
22		L/л/升	15			
23		L/л/升	A: 10 L B: +	A: 10 L B: +	A: 10 L B: +	A: 10 L B: +










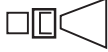
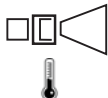


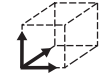



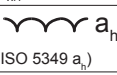





Specifications

			MH 5M-100/760 PA UK	MH 5M-100/760 PAX UK	MH 5M-200/960 FA	MH 5M-200/960 FAX	MH 5M-210/1100 FA	
1			GB	GB	EU	EU	EU	
2		V/ph/Hz	230/1/50	230/1/50	400/3/50	400/3/50	400/3/50	
3		A	C 13	C 13	C 16	C 16	C 16	
4		kW кВт	2.9	2.9	7.2	7.2	7.9	
5		A	13	13	12	12	13.5	
6		bar Бар 巴	100	100	200	200	210	
7		l/min л/мин 升/分钟	11.30	11.30	14.80	14.80	17.50	
8		bar Бар 巴	150	150	250	250	250	
9		l/min	12.70	12.70	16.00	16.00	18.30	
10			NT 0500	NT 0500	NT 0475	NT 0475	NT 0550	
11		°C	90/150	90/150	90/150	90/150	90/150	
12		°C	40					
13		bar Бар 巴	10					
14		mm 毫米	1188/ 700/ 1020					
15		kg кг	167	170	174	171	174	
16	 $K_{PA} = 3 \text{ dB}$	dB(A) дБ(A)	73.3	73.3	75.3	75.3	76.9	
17	 $K_{WA} = 3 \text{ dB}$	dB(A) дБ(A)	88.4	88.4	90.4	90.4	92.0	
18	 (ISO 5349 a _v)	m/s ² 米/秒 ²	2.0 ±1	2.0 ±1	2.0 ±1	2.0 ±1	2.0 ±1	
19		N	23.60	23.80	42.70	43.20	52.80	
20		L л 升	0.75 / Castrol Alphasyn T 150	0.75 / Castrol Alphasyn T 150	0.75 / Castrol Alphasyn T 150	0.75 / Castrol Alphasyn T 150	0.75 / Castrol Alphasyn T 150	
21		kW кВт	70	70	80	80	90	
22		L/л/升	30					
23		L/л/升	A: 10 L B: 10 L	A: 10 L B: 10 L	A: 10 L B: 10 L	A: 10 L B: 10 L	A: 10 L B: 10 L	










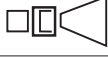
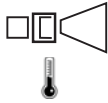












Specifications

			MH 5M-210/1100 FAX	MH 5M-210/1100 FA	MH 5M-210/1100 FAX	MH 5M-210/1100 PAX	MH 5M-210/1100 FA
1			EU	NO	NO	EU	EXP
2		V/ph/Hz	400/3/50	230/400/3/50	230/400/3/50	400/3/50	220-230/440-460/3/60
3		A	C 16	C 25/16	C 25/16	C 16	C 25/16
4		kW кВт	7.9	7.9	7.9	7.9	7.9
5		A	13.5	24/13.5	24/13.5	13.5	24/13.5
6		bar Бар 巴	210	210	210	210	210
7		l/min л/мин 升/分钟	17.50	17.50	17.50	17.50	17.50
8		bar Бар 巴	250	250	250	250	250
9		l/min	18.30	18.30	18.30	18.30	18.30
10			NT 0550	NT 0550	NT 0550	NT 0550	NT 0550
11		°C	90/150	90/150	90/150	90/150	90/150
12		°C	40				
13		bar Бар 巴	10				
14		mm 毫米	1188/ 700/ 1020				
15		kg кг	179	174	180	179	180
16	 $K_{PA} = 3 \text{ dB}$	dB(A) дБ(A)	76.9	76.9	76.9	76.9	76.9
17	 $K_{WA} = 3 \text{ dB}$	dB(A) дБ(A)	92.0	92.0	92.0	92.0	92.0
18	 (ISO 5349 a _v)	m/s ² 米/秒 ²	2.0 ±1	2.0 ±1	2.0 ±1	2.0 ±1	2.0 ±1
19		N	53.60	52.80	53.60	52.40	52.80
20		L л 升	0.75 / Castrol Alphasyn T 150	0.75 / Castrol Alphasyn T 150	0.75 / Castrol Alphasyn T 150	0.75 / Castrol Alphasyn T 150	0.75 / Castrol Alphasyn T 150
21		kW кВт	90	90	90	90	90
22		L/л/升	30				
23		L/л/升	A: 10 L B: 10 L	A: 10 L B: 10 L	A: 10 L B: 10 L	A: 10 L B: 10 L	A: 10 L B: 10 L










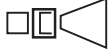
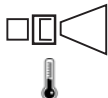












Specifications






			MH 6P-210/1100 FA	MH 6P-210/1100 FA	MH 6P-175/1250 FA EU	MH 6P-175/1250 FAX EU	MH 6P-200/1300 FA	
1			JP	JP	EU	EU	EU	
2		V/ph/Hz	200/3/50	200/3/60	400/3/50	400/3/50	400/3/50	
3		A	C 30	C 30	C 16	C 16	C 16	
4		kW кВт	8.8	8.7	8.5	8.5	9.1	
5		A	29	28	14.5	14.5	15.5	
6		bar Бар 巴	210	210	175	175	200	
7		l/min л/мин 升/分钟	17.50	17.50	19.20	19.20	20.00	
8		bar Бар 巴	250	250	250	250	250	
9		l/min	18.30	18.30	20.80	20.80	21.70	
10			NT 0550	NT 0550	NT 0750	NT 0750	NT 0680	
11		°C	90/150	90/150	90/150	90/150	90/150	
12		°C	40					
13		bar Бар 巴	10					
14		mm 毫米	1188/ 700/ 1020	1188/ 700/ 1020	1188/ 700/ 1020	1188/ 700/ 1020	1188/ 700/ 1045	
15		kg кг	179	179	180	188	198	
16	 $K_{PA} = 3 \text{ dB}$	dB(A) дБ(A)	76.9	76.9	78.8	78.8	78.8	
17	 $K_{WA} = 3 \text{ dB}$	dB(A) дБ(A)	92.0	92.0	91.2	91.2	92.2	
18	 (ISO 5349 a _v)	m/s ² 米/秒 ²	2.6 ±1	2.6 ±1	2.6 ±1	2.6 ±1	2.6 ±1	
19		N	52.80	52.80	55.40	56.60	59.50	
20		L л 升	0.95 / Castrol Alphasyn T 150	0.95 / Castrol Alphasyn T 150	0.95 / Castrol Alphasyn T 150	0.95 / Castrol Alphasyn T 150	0.95 / Castrol Alphasyn T 150	
21		kW кВт	90	90	90	90	115	
22		L/л/升	30					
23		L/л/升	A: 10 L B: 10 L	A: 10 L B: 10 L	A: 10 L B: 10 L	A: 10 L B: 10 L	A: 10 L B: 10 L	






Specifications





			MH 6P- 200/1300 FA	MH 6P- 200/1300 FAX	MH 6P- 195/1350 FA EXPT	MH 7P- 180/1260 FA	MH 7P- 180/1260 FA
1			NO	EU	EXP	EU	NO
2		V/ph/Hz	230/400/3/50	400/3/50	220-230/440- 460/400/ 3/60	400/3/50	230/400/3/60
3		A	C 25/16	C 16	C 25/16	C 16	C 25/16
4		kW кВт	9.1	9.2	9.2	7.6	7.7
5		A	25/14	15.7	25/13	13.5	24/14
6		bar Бар 巴	200	200	195	180	180
7		l/min л/мин 升/分钟	20.00	20.00	20. 80	19.50	19.50
8		bar Бар 巴	250	250	250	250	250
9		l/min	21.70	21.70	22.50	21.00	21.00
10			NT 0680	NT 0680	NT 0700	NT 0680	NT 0680
11		°C	90/150	90/150	90/150	90/150	90/150
12		°C	40				
13		bar Бар 巴	10				
14		mm 毫米	1188/ 700/ 1045	1188/ 700/ 1045	1188/ 700/ 1045	1188/ 700/ 1045	1188/ 700/ 1045
15		kg кг	207	207	216	195	199
16		dB(A) дБ(А)	78.8	78.8	78.8	76.5	76.5
17		dB(A) дБ(А)	92.2	92.2	92.2	91.6	91.6
18		m/s ² 米/秒 ²	2.6 ±1	2.6 ±1	2.6 ±1	3.4 ±1	3.4 ±1
19		N	59.70	60.20	61.20	55.40	55.40
20		L л 升	0.95 / Castrol Alphasyn T 150	0.95 / Castrol Alphasyn T 150	0.95 / Castrol Alphasyn T 150	1.10 / Castrol Alphasyn T 150	1.10 / Castrol Alphasyn T 150
21		kW кВт	115	115	115	115	115
22		L/л/升	30				
23		L/л/升	A: 10 L B: 10 L	A: 10 L B: 10 L	A: 10 L B: 10 L	A: 10 L B: 10 L	A: 10 L B: 10 L







Specifications



			MH 7P-180/1260 FAX	MH 7P-180/1260 FAX	MH 7P-180/1260 FA	MH 7P-180/1260 FA
1			EU	NO	JP	JP
2		V/ph/Hz	400/3/50	230/400/3/50	200/3/50	200/3/60
3		A	C 16	C 25/16	C 20	C 20
4		kW кВт	7.6	7.7	7.7	7.3
5		A	13.5	25/14.5	27.5	27.5
6		bar Бар 巴	180	180	180	180
7		l/min л/мин 升/分钟	19.50	19.50	19.50	19.50
8		bar Бар 巴	250	250	250	250
9		l/min	21.00	21.00	21.00	21.00
10			NT 0680	NT 0680	NT 0680	NT 0680
11		°C	90/150	90/150	90/150	90/150
12		°C	40			
13		bar Бар 巴	10			
14		mm 毫米	1188/ 700/ 1045	1188/ 700/ 1045	1188/ 700/ 1045	1188/ 700/ 1045
15		kg кг	204	208	195	195
16	 $K_{PA} = 3 \text{ dB}$	dB(A) дБ(A)	76.5	76.5	76.5	76.5
17	 $K_{WA} = 3 \text{ dB}$	dB(A) дБ(A)	91.6	91.6	91.6	91.6
18	 (ISO 5349 a _v)	m/s ² 米/秒 ²	3.4 ±1	3.4 ±1	3.4 ±1	3.4 ±1
19		N	56.00	56.00	55.80	55.20
20		L л 升	1.10 / Castrol Alphasyn T 150	1.10 / Castrol Alphasyn T 150	1.10 / Castrol Alphasyn T 150	1.10 / Castrol Alphasyn T 150
21		kW кВт	115	115	115	115
22		L/л/升	30			
23		L/л/升	A: 10 L B: 10 L	A: 10 L B: 10 L	A: 10 L B: 10 L	A: 10 L B: 10 L

1			EN: Country variant. DE: Ländervarianten. FR: Selon le pays. NL: Nationale variant. IT: Variante per il Paese. NO: Variant i ulike land. SV: Landsvariant. DA: Landespecifik variant. FI: Maakohtainen vaihtelu. ES: Dependé del país. PT: Variante do país. EL: Έκδοση χώρας. TR: Ülkedeki model. SL: Jezikovna različica. HR: Ovisno o zemlji. SK: Vrsta ulja. CS: Varianta země. PL: Wersja dla kraju. HU: Országfüggő modellváltozatok. RO: Varianta țării. BG: Вариант за страната. RU: Региональное исполнение. ET: Riigi variant. LV: Valsts versija. LT: Šaliai skirtas variantas. JA: 国による相違。 ZH: 不同国家 KO: 국가별 모델. TH: แดกต่างกันไปตามประเทศ MS: Variasi negara.
2		V/ ph/ Hz	EN: Possible voltage. DE: Mögliche Spannung. FR: Tension autorisée. NL: Mogelijke spanning. IT: Possibile voltaggio. NO: Mulig spenning. SV: Möjlig spänning. DA: Spænding. FI: Mahdollinen jännite, V/vaiheluku/taajuus. ES: Tensión admitida. PT: Tensão possível. EL: Πιθανή τάση, V/ph/Frez. TR: Olası voltaj, V/Faz/Frekans. SL: Morebitna napetost. HR: Mogući napon. SK: Možné napätie. CS: Možné napětí. PL: Dopuszczalne napięcie, V/fazy/częst. HU: Tápészültség, V/fázis/frekv. RO: Tensiune posibilă, V/fază/Frecv. BG: Възможно напрежение. RU: Напряжение, В/ф./част. В/ф./Гц. ET: Võimalik pinge, V/faas/sagedus. LV: iespējams spriegums. LT: Galima įtampa V / F / Frez. JA: 電圧。 ZH: 可能电压 (V/ph/Frez) KO: 허용 전압, 볼트/상/헤르츠. TH: แรงดันไฟฟ้าที่สามารถใช้ได้ MS: Kemungkinan voltan.
3		A	EN: Fuse. DE: Sicherung. FR: Fusible. NL: Zekering. IT: Fusibile. NO: Sikring. SV: Säkring. DA: Sikring. FI: Sulake. ES: Fusible. PT: Fusível. EL: Ασφάλεια. TR: Sigorta. SL: Varovalka HR: Osigurač SK: Poistka CS: Pojistka. PL: Bezpiecznik. HU: Biztosíték. RO: Siguranță. BG: Предпазител RU: Предохранитель. ET: Kaitse. LV: Drošinātājs. LT: Saugiklis. JA: ヒューズ ZH: 保险丝 KO: 퓨즈. TH: ฟิวส์ MS: Fius
4		kW kBT	EN: Power rating. DE: Nennleistung. FR: Puissance nominale. NL: Nominiaal vermogen. IT: Corrente nominale. NO: Nominell effekt. SV: Märkeffekt. DA: Nominel effekt. FI: Tehontarve. ES: Potencia nominal. PT: Classificação de potência. EL: Ονομαστική ισχύς. TR: Elektrik değerleri. SL: Moč. HR: Oznaka napona. SK: Stanovenie výkonu. CS: Jmenovitý výkon. PL: Moc znamionowa. HU: Névleges teljesítmény. RO: Putere nominală. BG: Мощност. RU: Номинальная мощность кВт. ET: Vooluühik. LV: Nominālā jauda. LT: Galia. JA: 定格電力。 ZH: 额定功率 KO: 전원 등급. TH: อัตรากำลังไฟ MS: Penarafan kuasa.
5		A	EN: Current consumption. DE: Aktueller Verbrauch. FR: Consommation de courant. NL: Huidig verbruik. IT: Consumo di corrente. NO: Strømforbruk. SV: Strömförbrukning. DA: Strømforbrug. FI: Nykyinen kulutus. ES: Consumo actual. PT: Consumo de corrente. EL: Κατανάλωση ρεύματος. TR: Geçerli tüketim. SL: Poraba električne energije. HR: Potrošnja struje. SK: Aktuálna spotreba. CS: Odběr proudu. PL: Pobór prądu. HU: Áramfelvétel. RO: Consum de curent. BG: Консумация на електроенергия. RU: Текущий расход. ET: Praegune tarbimine. LV: Strāvas patēriņš. LT: Esamas suvartojimas. JA: 消費電流。 ZH: 电流消耗。 KO: 소비 전류. TH: กำลังไฟฟ้า MS: Penggunaan semasa.
6		bar Бар 巴	EN: Working pressure. DE: Arbeitsdruck. FR: Pression de service. NL: Werkdruk. IT: Pressione di esercizio. NO: Arbeidstrykk. SV: Arbetstryck. DA: Arbejdstryk. FI: Työpaine. ES: Presión de trabajo. PT: Pressão de trabalho. EL: Πίεση λειτουργίας. TR: Çalışma basıncı. SL: Delovni tlak. HR: Radni tlak. SK: Pracovní tlak. CS: Provozní tlak. PL: Ciśnienie robocze. HU: Üzemnyomás. RO: Presiune de lucru. BG: Работно налягане. RU: Рабочее давление. ET: Töösurve. LV: Darba spiediens. LT: Darbinis slėgis. JA: 動作圧力。 ZH: 工作压力 KO: 작업 압력. TH: แรงดันขณะใช้งาน MS: Tekanan kerja

7		l/min л/МИН 升/分钟	EN: Water flow. DE: Wasserdurchsatz. FR: Débit d'eau. NL: Waterdoorstroming. IT: Flusso dell'acqua. NO: Vanntilførsel. SV: Vattenflöde. DA: Vandmængde. FI: Vedenvirtaus. ES: Flujo de agua. PT: Fluxo de água. EL: Ποή νερού. TR: Su akışı. SL: Pretok vode. HR: Regulacija protoka vode. SK: Prietok vody. CS: Průtok vody. PL: Przepływ wody. HU: Vízátfolyás. RO: Debit apă. BG: Воден поток. RU: Расход воды. ET: Veevool. LV: Ūdens plūsma. LŤ: Vandens srautas. JA: 流水 ZH: 水流量 KO: 급수량. TH: การไหลของน้ำ MS: Aliran air.
8		bar Бар 巴	EN: Max. water pressure. DE: Max Wasserdruck. FR: Pression d'eau maximale. NL: Max. waterdruk. IT: Max. pressione dell'acqua. NO: Maks. vanntrykk. SV: Max vattentryck. DA: Max. vandtryk. FI: Suurin vedenpaine. ES: Presión máxima de entrada del agua. PT: Pressão máxima de água. EL: Μέγ. πίεση νερού. TR: Maks. su basıncı. SL: Najv. vodni tlak. HR: Maksimalni tlak vode. SK: Maximálny tlak vody. CS: Max. tlak vody. PL: Maks. ciśnienie wody. HU: Max. víznyomás. RO: Presiune max. apă. BG: Макс. налягане на водата. RU: Макс. давление воды. ET: Max veesurve. LV: Maks. ūdens spiediens. LŤ: Maks. vandens slėgis. JA: 最高水压 ZH: 最大水压. KO: 최대 수압. TH: ความดันน้ำสูงสุด MS: Tekanan air maksimum.
9		l/min л/МИН 升/分钟	EN: Water flow DE: Wasserdurchsatz. FR: Débit d'eau. NL: Waterdoorstroming. IT: Flusso dell'acqua. NO: Vanntilførsel. SV: Vattenflöde. DA: Vandmængde. FI: Vedenvirtaus. ES: Flujo de agua. PT: Fluxo de água. EL: Ποή νερού. TR: Su akışı. SL: Pretok vode. HR: Protok vode. SK: Prietok vody. CS: Průtok vody. PL: Przepływ wody. HU: Vízátfolyás. RO: Debit apă. BG: Воден поток. RU: Расход воды. ET: Veevool. LV: Ūdens plūsma. LŤ: Vandens srautas. JA: 流水. ZH: 水流量 KO: 급수량. TH: การไหลของน้ำ MS: Aliran air.
10			EN: High pressure nozzle DE: Hochdruckdüse. FR: Buse haute pression. NL: Hogedruksproeier. IT: Ugello alta pressione. NO: Høytrykksmunnstykke. SV: Högtrycksmunstycke. DA: Højtryksdyse. FI: Korkeapainesuutin. ES: Boquilla de alta presión. PT: Bocal de alta pressão. EL: Ακροφύσιο υψηλής πίεσης. TR: Yüksek basınçlı ağız. SL: Šoba za visoki pritisk. HR: Visokotlačna mlaznica. SK: Vysokotlaková hubica. CS: Vysokotlaková tryska. PL: Dysza wysokociśnieniowa. HU: Nagynyomású fúvóka. RO: Duză de înaltă presiune. BG: Дюза за високо налягане. RU: Сопло высокого давления. ET: Kõrgsurve otsak. LV: Augstspiediena sprausla. LŤ: Aukšto slėgio purkštukas. JA: 高压カノズル. ZH: 高压喷嘴. KO: 고압 노즐. TH: หัวฉีดแรงดันสูง MS: Nozel tekanan tinggi.
11		°C	EN: Water Temperature. DE: Wasser temperatur. FR: d'eau température. NL: Water temperatuur. IT: dell'acqua temperatura. NO: Vann temperatur. SV: Vatten temperatur. DA: Vandtemperatur. FI: Veden lämpötila. ES: agua temperatura. PT: água temperatura. EL: νερού θερμοκρασία. TR: Su sıcaklık. SL: vode temperatura. HR: vode temperatura. SK: vody teplota. CS: vody teplota. PL: wody temperatura. HU: Viz hőmérséklet. RO: apă temperatură. BG: Воден температура. RU: воды температура. ET: Vee temperatuur. LV: Ūdens temperatūra. LŤ: Vandens temperatūra. JA: 水温度. ZH: 水温度. KO: 물 온도. TH: น้ำอุณหภูมิที่ไซ MS: Air Suhu yang.

12		°C	<p>EN: Max water inlet temperature, Intake-Pressure operation. DE: Max Wassereinlassstemperatur - Druckbetrieb. FR: Température max. de l'entrée d'eau en mode admission/pression. NL: Max. Waterinlaattemperatuur Inlaat-Tijdens. Bedrijf. IT: Temperatura max. alimentazione acqua Funzionamento a ingressopressione. NO: Maks. temperatur vanninntak, Inntakstrykk drift. SV: Max ingående vattentemperatur inlopps-tryckdrift. DA: Maks. vandtilgangstemperatur, tilgangstrykdrift. FI: Tuloveden suurin lämpötila, käytettäessä painepesurina. ES: Temperatura y presión máxima de entrada del agua. PT: Temperatura máxima de entrada de água, Funcionamento da pressão de entrada. EL: Μεγ. θερμοκρασία εισόδου νερού-λειτουργίας πίεσης. TR: Maks. su girişi sıcaklığı Emme-Basınçlı çalışma. SL: Najv. vstopna temperatura vode, vstopni tlak pri delovanju. HR: Maks. temperatura ulazne vode, tlak pri usisavanju. SK: Max. vstupná teplota vody, Prevádzka v nasávacom režime pod tlakom. CS: Max. teplota vody na vstupu, provozní sací tlak. PL: Maks. temperatura na dopływie wody z instalacji wodociągowej. HU: Max. bemenő vízhőmérséklet Szívónyomásos üzem. RO: Temperatura max. de admisie apă în cazul alimentării de la robinet. BG: Макс. температура на входящата вода – работа в режим на засмукване. RU: Макс. температура воды на входе (всасывание/подача под давлением). ET: Max vee sisselasketemperatuur Sissevõturihk töö ajal. LV: Maks. ūdens ieplūdes temperatūra ieplūdes-spiediena darbībā. LT: Didžiausia vandens paėmimo temperatūra, veikimas esant jėjimo slėgiui. JA: 最高流入水温度、吸気圧力動作。 ZH: 进水压力操作时的最高进水水温 KO: 최대 급수 온도 주입/압력 작동. TH: อุณหภูมิน้ำเข้าสูงสุด ความดันในการใช้งานบริเวณทางเข้า MS: Suhu maksimum air masuk, Kemasukan-Operasi tekanan.</p>
13		bar Бар 巴	<p>EN: Max. water inlet pressure. DE: Max. Wassereinlassdruck. FR: d'eau en mode admission/pression. NL: Max. waterinlaatdruk. IT: Pressione max. alimentazione acqua. NO: Maks. trykk vanninntak. SV: Max tryck för vatteninlopp. DA: Maks. Vandtilgangstryk. FI: Tuloveden suurin paine. ES: Presión máxima de entrada del agua. PT: Pressão máxima de entrada de água. EL: Μεγ. πίεση εισόδου νερού. TR: Maks. su girişi basıncı. SL: Najv. tlak dovoda vode. HR: Maks. tlak ulazne vode. SK: Max. vstupný tlak vody. CS: Max. tlak vody na vstupu. PL: Maks. ciśnienie na dopływie wody. HU: Max. bemenő nyomás. RO: Presiunea max. de alimentare cu apă. BG: Макс. налягане на входяща вода. RU: Макс. давление воды на входе. ET: Maks vee sissevoolusurve. LV: Maks. ūdens spiediens. LT: Didžiausias vandens paėmimo slėgis. JA: 最高流入水圧。 ZH: 最大进水压力 KO: 최고 급수 압력. TH: ความดันน้ำเข้าสูงสุด MS: Tekanan maksimum air masuk.</p>
14		mm 毫米	<p>EN: Dimensions LxWxH. DE: Masse LxBxH. FR: Dimensions l x p x h. NL: Afmetingen LxBxH. IT: Dimensioni, lun. x larg. x alt. NO: Mål LxBxH. SV: Dimensioner LxBxH. DA: Mål LxBxH. FI: Mitat, PxLxK. ES: Dimensiones l x a x al. PT: Dimensões, C x L x A. EL: Διαστάσεις, Μ x Π x Υ. TR: Boyutlar, u x g x y. SL: Mere D x Š x V. HR: Dimenzije DxŠxV. SK: Rozmery D x Š x V. CS: Rozměry d x š x v. PL: Wymiary długość x szer. x wys. HU: Méretek H x Sz x M. RO: Dimensiuni. L x l x î. BG: Размери Д x Ш x В. RU: Размеры, Дл. x Шир. x Выс. ET: Mõõtmed p x l x k. LV: Izmēri G x P x A. LT: Matmenys (l x p x a). JA: 外形寸法長さx幅x高さ。 ZH: 尺寸 (长 x 宽 x 高) 毫米 KO: 크기 (l x w x h). TH: ขนาด ยาว x กว้าง x สูง MS: Dimensi LxWxH.</p>
15		kg кг	<p>EN: Weight. DE: Gewicht. FR: Poids du nettoyeur. NL: Gewicht van de hogedrukreiniger. IT: Peso dell'idropulitrice. NO: Vekt høytrykksvasker. SV: Maskinens vikt. DA: Vægt. FI: Pelkän painepesurin paino. ES: Peso del limpiador. PT: Peso da máquina de limpeza. EL: Βάρος μηχανήματος καθαρισμού. TR: Temizlik makinesinin yüksekliği. SL: Masa. HR: Težina. SK: Hmotnosť. CS: Hmotnost čisticího stroje. PL: Ciężar myjki. HU: Tisztítógép tömege. RO: Greutatea aparatului. BG: Тегло. RU: Вес моечной машины. ET: Pesuri kaal. LV: Tīrītāja svars. LT: Valymo įrenginio svoris. JA: 重量。 ZH: 清洗机重量 KO: 세척기 무게. TH: น้ำหนัก MS: Berat.</p>

16	 L _{PA} (IEC 60335-2-79)	dB(A) дБ(A)	EN: Sound pressure level L _{PA} DE: Schalldruckpegel FR: Niveau de pression acoustique NL: Geluidsdrukniveau IT: Livello pressione sonora NO: Lydtrykknivå SV: Ljudtrycksnivå DA: Lydtryksniveau FI: Äänenpainetaso ES: Nivel de presión sonora PT: Nível de pressão acústica EL: Επίπεδο πίεσης ήχου TR: Göre ses basıncı seviyesi SL: Raven zvočnega tlaka. HR: Razina zvučnog tlaka. SK: Hladina zvukového. CS: Hladina akustického tlaku PL: Poziom ciśnienia akustycznego HU: Hangnyomásszint RO: Nivel de presiune acustică BG: Ниво на звуково налягане RU: Уровень шума ET: Helisurve tase LV: Akustiskā spiediena līmenis LT: Garso slėgio lygis JA: 音圧レベル ZH: 声压级 KO: 음압 레벨 TH: ระดับความดันเสียง MS: Tahap tekanan bunyi
17	 L _{WA} (IEC 60335-2-79)	dB(A) дБ(A)	EN: Sound power level L _{WA} DE: Schallleistungspegel FR: Niveau de puissance acoustique NL: Geluidsvermogeniveau IT: Livello potenza sonora NO: Lydeffektnivå SV: Ljudeffektnivå DA: Lydeffektniveau FI: Äänen tehotaaso ES: Potencia acústica PT: Nível de potência acústica EL: Επίπεδο ισχύος ήχου TR: Göre ses basıncı seviyesi SL: Raven moči zvoka. HR: Razina jakosti. SK: Hladina zvukového výkonu. CS: Hladina akustického výkonu PL: Poziom mocy akustycznej HU: Hangteljesítmény szint RO: Nivelul de putere acustică BG: Ниво на звукова мощност RU: Уровень звуковой мощности ET: Helivõimsuse tase LV: Akustiskās jaudas līmenis LT: Garso galios lygis JA: 音響パワーレベル ZH: 声功率级 KO: 소음 레벨 TH: ระดับกำลังเสียง MS: Tahap kuasa bunyi
18	 a _h (ISO 5349 a _h)	m/s ² 米/秒 ²	EN: Vibration. DE: Vibrationen FR: Vibration NL: Vibratie IT: Vibrazioni NO: Vibrasjoner SV: Vibration DA: Vibration FI: Tärinäarvot ES: Vibración PT: Vibração EL: Δόνηση TR: Titreşimi SL: Vibracije. HR: Vibracije. SK: Vibrácie. CS: Vibrace PL: Drgania HU: Vibráció RO: Vibrații BG: Вибрации. RU: Вибрация ET: vibratsioon LV: vibrācija LT: Vibracijos JA: 振動. ZH: 振动 KO: 진동 TH: แรงสั่นสะเทือน MS: Getaran.
19		N	EN: Recoil forces, lance. DE: Rückstoßkraft, Sprühhrohr FR: Forces de recul, lance NL: Terugslagkracht, lans IT: Forze di rinculo, lancia NO: Rekylkraft, lanse SV: Rekylkraft, spolrör DA: Rekylkraft, dyserør FI: Rekyylivoimat, suutin ES: Fuerzas de retroceso, lanza PT: Forças de retrocesso, lança EL: Δυνάμεις οπισθοδρόμησης, διάταξη ψεκασμού χη. TR: Sarmal kuvvetler, boru SL: Povratne sile, šoba. HR: Trzajne sile, mlaznica. SK: Spätňý odraz, štandardná striekacia rúra. CS: Síly zpětného rázu, násadec PL: Siły odrzutu, lanca HU: Visszaható erő, szórócső RO: Forțe de recul, țija BG: Сили на откат, крайник. RU: Сила отдачи (распылитель). ET: Tagasilöögi jõud, otsik LV: Atsitiena spēks, smidzinātājs LT: Atatrankos jėga, antgalis, JA: 反跳力、ランス。 ZH: 反冲力 (喷杆) KO: 반동력, 랜스 TH: แรงสะท้อนถอยหลัง, ป้ายทอ MS: Kuasa sentakan, lans.
20	 TYPE	L л 升	EN: Oil quantity, type. DE: Ölmenge, typ. FR: Quantité d'huile, type. NL: Hoeveelheid olie, type. IT: Quantità di olio, tipo. NO: Oljemengde, type. SV: Oljemängd, typ. DA: Oliemængde, type. FI: Öljymäärä, tyyppi. ES: Cantidad de aceite, tipo. PT: Quantidade de óleo, tipo. EL: Ποσότητα λαδιού, τύπος. TR: Yağ miktarı, tipi. SL: Količina olja, vrsta. HR: Količina ulja, vrsta. SK: Množstvo oleja, typ. CS: Množství oleje, typ. PL: Mnożstwo oleje, typ. HU: Olajmennyiség, típusa. RO: Cantitate de ulei, tip. BG: Количество масло, Тип. RU: Количество масла, Тип. ET: õli kogus, tüüp. LV: Eļļas daudzums, tips. LT: alyvos kiekis, tipas. JA: オイル量種類。 ZH: 猴祇 类型 KO: 오일량, 유형. TH: ปริมาณน้ำมันเครื่อง ประเภท MS: Kuantiti minyak, jenis.
21		kW кВт	EN: Heating capacity. DE: Heizleistung. FR: Puissance calorifique. NL: Verwarmingscapaciteit. IT: Potenza termica. NO: Varmekapasitet. SV: Värmeeffekt. DA: Opvarmningskapacitet. FI: Lämmitysteho. ES: Capacidad de calentamiento. PT: Capacidade de aquecimento. EL: Θερμική απόδοση. TR: Isıtma kapasitesi. SL: Zmogljivost gretja. HR: Kapacitet grijanja. SK: Ohrevný výkon. CS: Tepelný výkon. PL: Moc grzewcza. HU: Fűtőteljesítmény. RO: Capacitate de încălzire. BG: Отоплителна мощност. RU: Мощность нагрева. ET: Küttevõimsus. LV: Sildīšanas jauda. LT: Šildymo galia. JA: 加熱能力。 ZH: 热容量。 KO: 가열 용량. TH: ความจุความร้อน MS: Kapasiti pemanasan.

22		L л 升	<p>EN: Fuel tank. DE: Kraftstofftank. FR: Réservoir de carburant. NL: Brandstoftank. IT: Serbatoio carburante. NO: Drivstoffbeholder. SV: Bränsletank. DA: Brændstofftank. FI: Polttoainesäiliö. ES: Depósito de combustible. PT: Depósito de combustível. EL: Πεζερβουάρ καυσίμου. TR: Yakıt deposu. SL: Posoda za gorivo. HR: Spremnik goriva. SK: Palivová nádrž. CS: Palivová nádrž. PL: Zbiornik paliwa. HU: Üzemanyagtartály. RO: Rezervor de combustibil. BG: Резервоар за гориво. RU: Топливный бак. ET: Kütusepaak. LV: Degvielas tvertne. LT: Kuro bakas. JA: 燃料タンク。 ZH: 油箱。 KO: 연료 탱크. TH: ถังเชื้อเพลิง MS: Tangki bahan api.</p>
23		L л 升	<p>EN: Detergent tank A/B. DE: Reinigungsmittelbehälter A/B. FR: Réservoir de détergent A/B. NL: Reinigingsmiddeltank A/B. IT: Serbatoio del detergente A/B. NO: Vaskemiddelbeholder A/B. SV: Tank för rengöringsmedel A/B. DA: Rengøringsmiddeltank A/B. FI: Pesuainesäiliö A/B. ES: Depósito de detergente A/B. PT: Depósito de detergente A/B. EL: Πεζερβουάρ απορρυπαντικών A/B. TR: Deterjan deposu A/B. SL: Posoda za detergent A/B. HR: Spremnik za deterđent A/B. SK: Nádoaba na čistiaci prostriedok A/B. CS: Nádrž na čistící prostředek A/B. PL: Zbiornik na plyn do czyszczenia A/B. HU: Tisztítószerartály A/B. RO: Rezervor de detergent A/B. BG: Резервоар за почистващ препарат A/B. RU: Бак с моющим средством A/B. ET: Puhastusvahendi paak A/B. LV: Mazgāšanas līdzekļu tvertne A/B. LT: Ploviklio bakas A/B. JA: 洗剤タンクA/B。 ZH: 洗涤剂箱 A/B。 KO: 세제 탱크 A/B. TH: ถังสารซักฟอก A/B MS: Tangki detergent A/B.</p>
24	<p>EN: Specifications and details are subject to change without prior notice. DE: Technische Daten und Details des Geräts können sich ohne vorherige Ankündigung ändern. FR: Ces spécifications et détails sont susceptibles d'être modifiés sans préavis. NL: Specificaties en details kunnen zonder voorafgaande waarschuwing worden gewijzigd. IT: Specifiche e dettagli sono soggetti a modifiche senza preavviso. NO: Spesifikasjonene og detaljene er gjenstand for endringer uten forutgående varsel. SV: Specifikationer och information kan ändras utan föregående meddelande. DA: Ret til ændringer i konstruktion og specifikationer forbeholdes. FI: Rakenteeseen ja teknisiin tietoihin voidaan tehdä muutoksia ilmoittamatta niistä ennalta. ES: Las especificaciones y los datos están sujetos a cambios sin previo aviso. PT: As especificações e os detalhes estão sujeitos a alterações sem aviso prévio. EL: Τα τεχνικά χαρακτηριστικά και οι λεπτομέρειες υπόκεινται σε αλλαγές χωρίς προηγούμενη ειδοποίηση. TR: Özellikler ve ayrıntılar, önceden haber verilmeden değiştirilebilir. SL: Tehnični podatki in podrobnosti se lahko spremenijo brez predhodnega obvestila. HR: Specifikacije i detalji mogu se mijenjati bez prethodne najave. SK: Špecifikácie a podrobnosti sa môžu meniť bez predchádzajúceho upozornenia. CS: Technické údaje a detaily mohou být změněny i bez předchozího upozornění. PL: Specyfikacje i parametry mogą zostać zmienione bez uprzedzenia. HU: A műszaki adatok és részletek előzetes értesítés nélkül megváltozhatnak. RO: Specificațiile și detaliile pot fi modificate fără înștiințare prealabilă. BG: Спецификациите и детайлите подлежат на промяна без предварително уведомление. RU: Технические характеристики и данные могут изменяться без предварительного извещения. ET: Tehnilisi kirjeldusi ja üksikasju võidakse muuta eelneva etteteatamiseta. LV: Specifikācijas un detaļas var tikt mainītas bez iepriekšēja paziņojuma. LT: Konstrukcija ir specifikacijos gali keistis be išankstinio įspėjimo. JA: 仕様および情報は事前通知無しに変更する場合があります。 ZH: 规格和详情如有变更，恕不另行通知。 KO: 사양 및 내용은 예고없이 변경될 수 있습니다. TH: ข้อกำหนดเฉพาะและรายละเอียดสามารถเปลี่ยนแปลงได้โดยไม่ต้องแจ้งให้ทราบล่วงหน้า MS: Spesifikasi dan butiran adalah tertakluk kepada perubahan tanpa notis terlebih dahulu.</p>		