




RAPTOR™

RANGE

-  Type: 1 Cylinder Petrol
-  Drive: Direct Drive
-  Output: Cold Water
-  Usage: Weekly



A decisive step into the future packed with innovation.



RAPTOR™

The Jetwave® Raptor range revolutionises the petrol driven direct drive high pressure water cleaner. Australian engineered and assembled with innovative features; it provides the weekly user with a powerful, safe and easy to use unit that encompasses CNC precision smart design. This is the NEW Raptor family from Jetwave®.

HERO INNOVATIONS



Stainless steel exoskeleton.



Telescopic Soft Grip Handle



Centre balanced top lift point.



Anti-vibration Protection System (AVPS™)



JW Premium pumps.



J5000™ Durotech™ Gun with swivel and ceramic ball

MAIN FEATURES

Genuine HONDA™ Australia Approved Engine

Jetwave Safety System (JSS™)

Thermal valve protection

15m double steel braided hose

JW triplex pump

Professional accessories

FIELDS OF APPLICATION

Construction Tradesmen

Farming & Agriculture

Household and Path Cleaning

Council Applications

Concrete and Landscaping

Painting Contractors

RAPTOR™ JNR



PETROL
3000 PSI • 11 L/PM



WEEKLY USAGE

RAPTOR™



PETROL
4060 PSI • 15 L/PM



WEEKLY USAGE

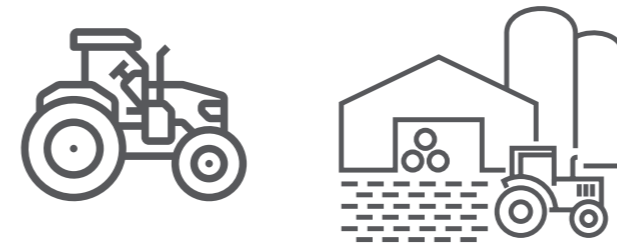
CLEANING CONTRACTORS



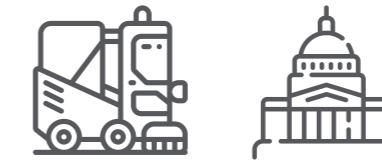
DOMESTIC CLEANING



AGRICULTURAL EQUIPMENT



GOVERNMENT AND COUNCIL





Residential

Agriculture

Commercial

Municipal



Homeowners will see investment with your professional specialised machinery. Add a specialist service and contribute to your businesses improved charge out rates.



Farming & Agriculture can produce some heavy cleaning requirements requiring a semi professional machine to clean equipment.



From the local bakery to commercial office buildings, the Raptor range gets the job done powerfully so you can win more jobs and get back to more business.



We aim to provide you more versatility to tender and win jobs with cost effective investment into equipment and available options.

RAPTOR™

A decisive step into the future of pressure washing technology with a product categorically developed for the semi professional market.

The Raptor dramatically improves and revolutionises the most significant aspects of the petrol driven direct drive pressure washing machine, and the overall experience.

It introduces innovative never seen before bespoke design. The best performance, technology integration and life protection ever in such machinery.

A formed stainless steel covers provide protection from the elements for the life of your investment with centre balanced top lift point, tie down points and telescopic soft grip handle as standard. It looks every bit as powerfully cutting edge as it is.

This is the Raptor.





HERO INNOVATION

STAINLESS STEEL

EXOSKELETON

HERO INNOVATIONS



STAINLESS STEEL EXOSKELETON (PEXO™)

PROTECTION & SAFETY

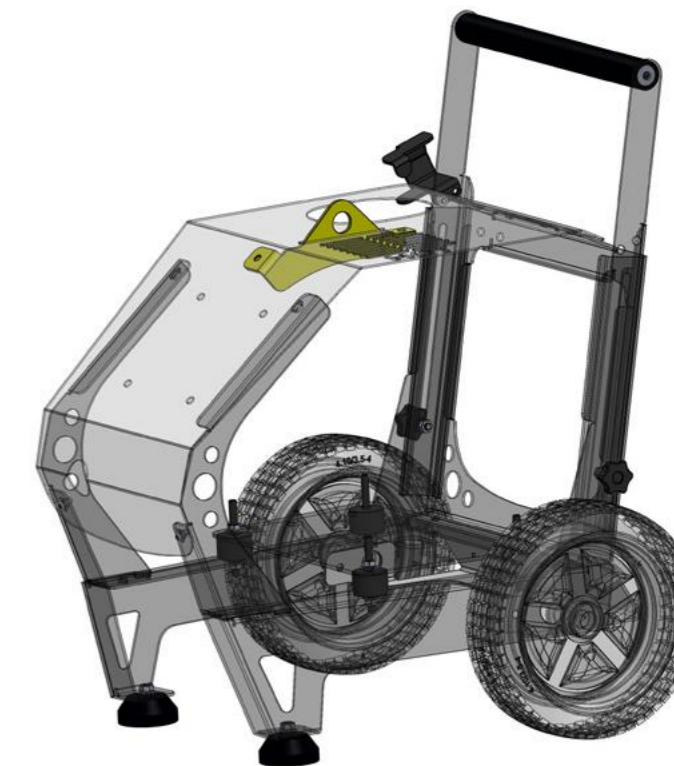
The industrial formed stainless steel cover design provides enduring weather protection to the entire machine and importantly its critical working components protecting it from harsh outdoor weather elements and onsite overspray.

BENEFITS

- 01 Compact space saving design.
- 02 Made of heavy duty formed stainless steel.
- 03 New attractive and aesthetic design.
- 04 All critical components are still reachable for maintenance / minor repair operation.
- 05 Longer working life of your investment.
- 06 Increases reliability.
- 07 Mitigates risk of down time.
- 08 Easy removable cover for serviceability and maintenance checks.
- 09 Unit and operator safety maximised.
- 10 Extend maintenance intervals.
- 11 Increased worksite safety.

STAINLESS STEEL EXOSKELETON VIDEO

[FIND OUT MORE](#)





TELESCOPIC SOFT GRIP HANDLE

COMFORT & COMPACTNESS

Telescopic soft grip handle is a design feature to improve the users comfort and overall unit compactness. Thanks to its innovative design it will squeeze into more spaces and provide a pleasant user experience.

BENEFITS

- 01 Anti-fatigue and increased versatility.
- 02 Better storage in vehicles, yard sheds and small places.
- 03 Purposefully designed.
- 04 Anti-slip EPDM high density grip wrap.
- 05 Soft to touch UV resistance outdoor grip.
- 06 Reduced risk of injury.
- 07 Ergonomic and height adjustable.



TROLLEY CONFIGURATION WITH TOP LIFT

ERGONOMIC & BALANCED

The trolley frame configuration provides ease of use for the operator to move around on-site. It's design ensures it remains well planted at all times, preventing unit run-aways. For transportation the multiple integrated tie down points provide safety and convenience.

BENEFITS

- 01 Better maneuverability on-site and around jobs.
- 02 Secure your in vehicle load easily.
- 03 Multiple tie down points for quick access.
- 04 Increased stability.
- 05 Easy balanced tilt trolley design.
- 06 Prevent unit runaways.

01 Tie down points



01 Top Lift Point






ANTI-VIBRATION PROTECTION SYSTEM (AVPS™)

QUIETER & LONGER LIFE

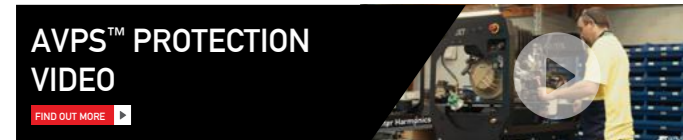
The AVPS™ (Anti-Vibration Protection System) contributes to a quieter performance. It has a heavy duty steel motor plate to separate vibration frequency created from the power plant via high duro rubber and enforced steel dampeners.

BENEFITS

- 01 Contributes to quieter smooth operation.
- 02 Longer trouble free life.
- 03 Rust resistant zinc aneal galvanised steel motor plate.
- 04 4 x anti-vibration motor plate mounts.
- 05 Protection from overall frame distortion / weld cracking or damage.



01 Anti-Vibration Plate



AVPS™ PROTECTION VIDEO

FIND OUT MORE




OVERSIZE ANTI-FLAT ALL-TERRAIN WHEELS

PORTABLE & RELIABLE

The specifically developed, globally sourced oversize anti-flat all-terrain wheels makes for better reliability when moving your equipment across the job site every time.

BENEFITS

- 01 Allows the unit to be mobile on any surface.
- 02 No flat tyres.
- 03 Extra heavy duty locking collar.



Anti-corrosion Nylon Bearings

Puncture Proof

Low Profile Wheels

ANTI FLAT WHEELS VIDEO

FIND OUT MORE








J5000™ DUROTECH™ TECH GUN

PERFORMANCE & DURABLE

J5000 Durotech Gun has the highest performance and durability of its category. Ergonomically designed to grant maximum comfort and safety. Its technical features are max performance at 5075 psi /45 lpm/160°C.

BENEFITS

- 01 Ceramic ball For long life due to the high resistance of hard water, chemicals and chlorine exposure.
- 02 Comfortable LFAHT System (Low Force Activation / Holding Trigger) requires minimum force to hold and activate.
- 03 Live anti-kink in built swivel connector for the high pressure hose inlet.
- 04 Thermal insulation of the gun for operator protection.



JW PREMIUM PUMPS



LOW MAINTENANCE & HIGH EFFICIENCY

The finest quality raw materials are used in the newly developed JW Premium Pump range, it redefines the bench mark of quality. Designed in close cooperation with the ISO9001 research & development department of one of the worlds largest plunger pump manufacturers, this pump series is packed with exclusive innovative solutions to improve pump performance, reliability and longer life.

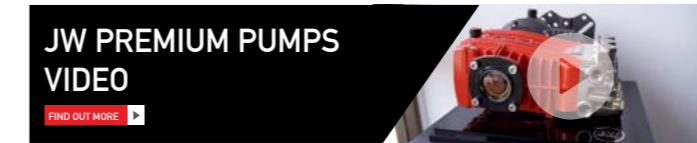

This new premium pump range guarantees the highest levels of reliability on the market even in hard working conditions.

BENEFITS

- 01 Overall enhanced efficiency and aesthetic performance pump design.
- 02 Extended/oversized rear crankcase to reduce oil temperatures and to run cooler for longer.
- 03 Nickel treated brass forged manifold for anti-corrosion, and better resistance to fatigue
- 04 Magnetic oil drain plug to attract all microscopic material.
- 05 Quality bearings, for lower friction to ensure lower operating temperatures.
- 06 Thick solid ceramic pistons for greater durability to wear & thermal shock.
- 07 Stainless steel high volumetric efficiency inlet & delivery valves for greater cleaning performance



IN MANUFACTURING COOPERATION





In a world that demands the most out of you and your business due to increased resourcefulness, safety requirements, competition, deadlines and where effectiveness and efficiency are paramount...

We introduce the next step in Honda petrol driven direct drive high pressure cleaners; The Raptor. Ensuring a long performance hassle free life.

Empowering you with new possibilities.

STANDOUT FEATURES



World class industrial HONDA™ GX engine.



Dual M22 screw hose coupling system.



Triplex professional pump delivers performance and longer life.



DIY brass viewable / washable stainless steel inlet water filter.

PUMP AND COMPONENTS

Quality precision manufactured components with flow and pressure performance for the toughest of tasks.

FRAME STRUCTURE

Modular and compact precision CNC design.

COVER PROTECTION

Sturdy industrial formed cover protection for durability and enduring component protection for the life of your investment

TOP LIFT POINT

Easy transportation and lifting via the centre balanced top lift point.

ANTI-VIBRATION PROTECTION SYSTEM (AVPS™)

Exclusive to Jetwave this boasts life expectancy and ensures a longer, quieter unit performance.



STANDOUT FEATURES



Optional hose reel mount on the stainless steel cover.



Jetwave Safety System (JSS™) thermal valve to prevent overheating in excessive bypass and over pressurisation.



Professional accessories with integrated storage for gun and lance.



0-30 variable patterns hi-lo nozzle. [VIEWABLE HEAD VIDEO](#)

HEAVY DUTY

Washable in-line stainless steel gauze water filter.

ADJUSTABLE PRESSURE

Adjustable unloader valve for flexible cleaning.

SAFETY VALVE

Compliant and set valve to prevent pressure spikes and damage to the pump.

OPTIONAL HOSE REEL

NEW High quality heavy duty reel built to last, with in-built drag break and multi-point locking pin.



J5000 DUROTECH GUN



Ergonomic J5000™ Durotech™ Gun heavy duty spray gun with back part lance and centre quick coupling.

P/N: JW5000

LANCE & NOZZLE



Lance with variable spray control complete with nozzle.

P/N: JWA324

DWB HOSE



15m of 3/8" double wire braided hose with quick coupling.

P/N: JWA017

2 WHEEL TROLLEY KIT



Puncture proof tyres trolley kit for machine mobility.

ENGINE HOUR METER



For optimal service tracking.

P/N: TOL8075

4 WHEEL TROLLEY KIT




P/N: JWA407B



TOP LIFT POINT



Centre balanced top lift point on machine for ease of transportation.



TURBO HEAD WITH LANCE



Complete turbo head with lance for increased cutting power.

P/N: JWA160



JW3 FOAMING KIT



JW3 Foaming kit.
P/N: JWA221



GIRAFFE™ TELESCOPIC LANCE



Alloy telescopic lance (7m) to reach high places

P/N: DCLTG24A4

ADDITIONAL HOSE



Extra high pressure hose per metre.
P/N: 52001



HAMMERHEAD FSC 21" - ABS PLASTIC



21" Flat surface cleaner for large surface areas.
P/N: JWA-FSC21



HAMMERHEAD FSC 21" - STAINLESS STEEL



21" Stainless Steel flat surface cleaner for large surface areas.
P/N: JWA-FSC22



HAMMERHEAD FSC 30" - STAINLESS STEEL



30" Stainless Steel Flat surface cleaner for larger surface areas.
P/N: JWA-FSC30

SLUDGE KIT



Sludge kit to remove water from areas.
P/N: 80005



OEM HOSE REEL 30M



High pressure hose reel with 30m capacity.

P/N: 1060CMPL



PRO RAPID HOSE REEL 60M



High pressure hose reel with 60m capacity.

P/N: 1067CMPL

PRO RAPID STAINLESS STEEL HOSE REEL 60M



High pressure stainless steel hose reel with 60m capacity.

P/N: 1067CMPLSS



SANDBLASTING KIT



Use sand to cut different material surfaces, eg stripping paint.

P/N: JWA164



PRO FOAM KIT



Professional foaming kit for chemical cleaning.

P/N: PROFOAM



DRAIN CLEANING HOSE



15m of 1/8" Viperflex thermoplastic water jetting hose with nozzle.

P/N: HOP2X15VF-ASSY



DRAIN CLEANING KIT



Professional remote reel with hose & professional nozzle kit.

P/N: JWA-PDCK

VULCAN V1 HOTBOX



Portable burner for hot water.

P/N: 10199

INCREASED VERSATILITY...

RANGE BUILD-UP



Product Code	p/n	CW3000-11P	CW4000-15P	CW4000-15PE
TECHNICAL DATA				
Working Pressure	psi / bar	3000 / 200	4060 / 280	4060 / 280
Flow Rate	l/pm	11	15	15
Cleaning Units (CU)	psi x l/pm	33,000	54,000	54,000
Max Water Inlet Temp	°c / °f	60 / 140	60 / 140	60 / 140
INTENDED APPLICATION				
Usage Frequency	hours / type	2 Daily / Intermittent	2 Daily / Intermittent	2 Daily / Intermittent
Class (AS/NZS: 4233)	A / B	A (2,200 BAR/LITRES)	A (4,200 BAR/LITRES)	A (4,200 BAR/LITRES)
Category of Dirt / Debris	type	Light	Medium	Medium
MOTOR FEATURES				
Engine	type	HONDA™ GX200 (4 stroke, air cooled)	HONDA™ GX390 (4 stroke, air cooled)	HONDA™ GX390 (4 stroke, air cooled)
Power	hp / cc	6.5 / 200	13 / 390	13 / 390
Fuel Supply	type	Unleaded	Unleaded	Unleaded
Fuel Capacity	litres	3.1	6.1	6.1
Low Oil Shutdown	y / n	Y	Y	Y
Starting System Standard	type	Recoil / Pull	Recoil / Pull	Electric Key Start
HYDRAULIC FEATURES				
Pump / Head / Pistons	type	JW® Triplex Plunger / Brass (Nickel Plated) / Ceramic	JW® Triplex Plunger / Brass (Nickel Plated) / Ceramic	JW® Triplex Plunger / Brass (Nickel Plated) / Ceramic
Motor Pump Coupling	type	Direct Drive	Direct Drive	Direct Drive
Pump Speed	rpm	3400	3400	3400
Unloader Valve	type	Brass: Bolt on Banjo	Brass: Bolt on Banjo	Brass: Bolt on Banjo
Safety Valve	y / n	Y	Y	Y
Orifice / Nozzle	size	035	04	04

RANGE BUILD-UP cont.

OTHER FEATURES

Electric / Key Start Available	y/n	N	Y	Y - Standard
Adjustable Pressure	y / n	Y	Y	Y
Hose Reel Provision	y / n	Y / 1 Position	Y / 1 Position	Y / 1 Position
Frame Structure	type	CNC Modular skid with heavy gauge galavnised steel chassis and stainless steel cover	CNC Modular skid with heavy gauge galavnised steel chassis and stainless steel cover	CNC Modular skid with heavy gauge galavnised steel chassis and stainless steel cover
Onboard Accessory Storage	y / n	Y	Y	Y
Detergent Injector	y / n	Y - Downstream low pressure	Y - Downstream low pressure	Y - Downstream low pressure

WARRANTY(S)

Engine Warranty*	year(s)	3	3	3
Limited Pump Warranty*	year(s)	1	1	1

*Coverage against defects in material and workmanship (refer to Jetwave's and component partners T&Cs).

PACKING DETAILS

DIMENSIONS & WEIGHT

Approx Weight	kg	52 unit / 60 boxed	75 unit / 81 boxed	80 unit / 85 boxed
Unit Dimensions	mm	700(L) x 600(W) x 920(H)	1110(L) x 700(W) x 860(H)	1110(L) x 700(W) x 860(H)
Boxed Dimensions <small>*Add 120mm to height for pallet</small>	mm	750(L) x 650(W) x 1120(H)	970(L) x 600(W) x 670(H)	970(L) x 600(W) x 670(H)
Number per Pallet	type: pieces	EURO: 1	EURO: 1	EURO: 1

The manufacturer reserves the right to modify design features and technical facts without notice, due to our principals of continuous improvement.

@jetwave.group
#imagineCLEAN
#JetwaveRaptor



📍 10 - 16 Smith Street | Thebarton | Adelaide | South Australia | 5031 | AU
☎ +61 8 8371 3599 | ✉ sales@jetwave.com.au | 🌐 jetwavegroup.com



V2.0 05/2020

Jetwave® and Raptor™ are registered trademarks of Jetwave® Group Pty Ltd.

Distributed by:

For more information on our products, please visit jetwavegroup.com