

# V20 HYPER LIGHT TOWER

## V20 HYPER

The V20 Hyper is a new mobile lighting tower equipped with 4 x 320W highly efficient floodlights. It provides more than 160 hours of run time and delivers one of the lowest sound pressure levels in the industry- only 58 dB(A) at 7m. The exclusive Hyper version, with Omnia<sup>®</sup> LED Technology, allows the operator to point the floodlights in every direction to provide 360 illumination and are available with anti-glare options.



### GTL01 DIGITAL CONTROLLER

A digital controller specifically studied to manage every function of the light tower for ultimate control.



#### V20 Hyper K2




#### V20 Hyper Y2

#### V20 Hyper P2

TECHNICAL DATA				
Minimum dimensions (mm)	Lenght x Width x Height	2200 x 1400 x 2440	2200 x 1400 x 2440	2200 x 1400 x 2440
Maximum dimensions (mm)	Lenght x Width x Height	2200 x 1850 x 8500	2200 x 1850 x 8500	2200 x 1850 x 8500
Dry weight (kg)		980	980	980
Lifting system	M:Manual / H:Hydraulic	H	H	H
Mast rotation (°)		340	340	340
Lamps power (W)		4 x 320	4 x 320	4 x 320
Lamps type	MH:MetalHalide / LD:LED	LD	LD	LD
Total lumen (Lm)		18400	167300	167300
Illuminated area (m²)	180°/360°	4500/4200	4500	4500
Engine		Kubota Z482	Yanmar 2TNV70	Perkins 402D-05
Engine cooling	L: Liquid / A: Air	L	L	L
Cylinders (q.ty)		2	2	2
Engine speed (RPM)	50 / 60 Hz	1500 / 1800	1500 / 1800	1500 / 1800
Liquid containment (110%)	√:Yes / ●:No	√	√	√
Alternator	kVA/V/Hz	5/220/50 - 5/240/60	5/220/50 - 5/240/60	5/220/50 - 5/240/60
Outlet Socket	kVA/V/Hz	2/220/50 - 2/240/60	2/220/50 - 2/240/60	2/220/50 - 2/240/60
Inlet plug	A/V/Hz	16/220/50 - 16/240/60	16/220/50 - 16/240/60	16/220/50 - 16/240/60
Avg. sound pressure	dB(A) @ 7m	58	59	59
Wind speed resistance (km/h)		110	110	110
Tank capacity (liters)		100	100	100
Total running time (h)		167	149	145

# V20 HYPER LIGHT TOWER


## OMNIA® LED TECHNOLOGY



**360°**



**180°**



## THE LOWEST NOISE LEVEL!

Through innovation we have reduced the noise level!  
The V20 light tower emits only 58 dB(A) @ 7 meters.

## LONG RUNNING TIME

Thanks to the V20's fuel saving features such as the small engine and LED lamps, this model can run up to 167 hours without refuelling.


## COMPACT SHAPE

Save transport costs with the V20!  
Up to 13 units can be loaded on a single truck.

## DOUBLE POWER

You can connect a V20 to another V20 and run two lighting towers with only one engine.

## ANTI-GLARE OPTION



## OPTIONS AVAILABLE

- Anti-glare shells
- Low speed site-tow trailer (standard)
- Road trailer type A (straight)
- Road trailer type C (adjustable)
- Road trailer type D (straight - short version)
- Ball hitch type 50 mm
- Eyelet hitch type 50 mm
- Eyelet hitch type 68 mm for road trailer type C
- Documents for EU road registration
- Additional spare tyre with support
- Pre-heating system
- AMOSS kit
- 110V sockets
- Earth picket with 5m cable
- Plastic box for documents
- Dedicated color
- Shut-off valve
- Certified spark arrestor
- Hot-dip zinc coating of mast sections
- Insulation monitoring device
- Remote controller (telemetric)
- Remote emergency stop controller
- Schuko outlet socket (IP67)
- Darkness sensor