

1



ADD OIL: 1.2 Litre SAE 10W-30

Place unit on a flat surface. Open the side access panel and remove dipstick. With the funnel supplied add **1.2 Litre SAE 10W-30 oil**. Replace dipstick and tighten.



Connect the battery cable before starting the generator.

The Battery cable

2



ADD FUEL:

Fill the fuel tank with clean unleaded petrol. Note that the fuel tank capacity is 27 Litres.

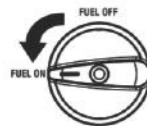


3



STARTING THE GENERATOR:

- 1) Ensure that the generator is placed in a well ventilated area.
- 2) Ensure that there are no electrical appliances plugged into the generator.



Turn the Fuel Switch to the **"ON"** position.

4A

ENGINE SWITCH



PUSH - BUTTON START:

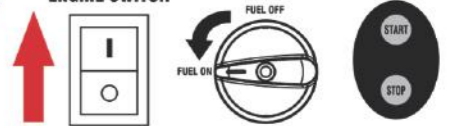
- 1) Press the ENGINE Switch (Red Switch) to the **"ON"** position.
- 2) Press & hold the Start Button for 4 seconds and wait for the generator to start.
- 3) Once the generator is running smoothly you can then connect the appliances.

CAUTION:

- 1) BE CAREFUL TO NOT OVERLOAD the generator.
- 2) DO NOT PLUG THE GENERATOR DIRECTLY INTO A WALL SOCKET.

4B

ENGINE SWITCH



Remote Start:

- 1) Press the ENGINE Switch (Red Switch) to the **"ON"** position.
- 2) Press the **"Start"** Button on the Remote.

5

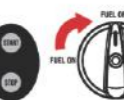
TO STOP:

- 1) Disconnect the appliances from the generator.
- 2) Press the Push - Button Start.
- 3) Hold down the Remote "STOP" button for 3 seconds.
- 4) Turn the Fuel Switch to the "OFF" position. (The Fuel Switch can also shut down the generator's electrical system)
- 5) Turn "OFF" the ENGINE Switch (Red Switch).


5a



5b



5c



NOTE CAUTION!

If the BATTERY SWITCH (RED SWITCH) is left in the **"ON"** when the generator is turned off, the Battery **WILL** run flat!

REVIEW AND UNDERSTAND YOUR OWNERS MANUAL AND ALL WARNINGS BEFORE RUNNING YOUR GENERATOR

DANGER

Using a generator indoors CAN KILL YOU IN MINUTES. Generator exhaust fumes contains carbon monoxide. This is a poison you cannot see or smell.



NEVER use inside a home or garage, EVEN IF doors and windows are open. Only use OUTSIDE and far away from windows, doors and vents.

Avoid other generator hazards. READ MANUAL BEFORE USE.

WARNING

- Never fill tank or use indoors. Do NOT overfill fuel tank and always allow for fuel expansion. Never fill tank while engine is running or hot. Allow unit to cool for 2 minutes prior to refueling. Keep generator and stored fuel away from fire, sparks and cigarettes.
- Generator produces powerful voltage that can cause death or great physical harm. Never connect to a building's electrical system unless a transfer switch has been installed by a certified electrician. Generators pose risk of shock especially if operated in damp or wet conditions.
- Only operate generator outdoors as the engine gives off carbon monoxide, an odorless and colorless gas. Inhaling carbon monoxide will cause nausea, fainting or possible death.
- ANYONE using or servicing generator must read and follow all safety and operation instructions provided in product manual. Failure to follow instructions may result in circumstances leading to death, injury and property damage.

STOP

CAUTION! Your generator has been shipped without engine oil. **DO NOT** add fuel or start the engine before adding oil. See owner's manual for instructions.

CRANKCASE CAPACITY:
10W-30 1.2 Liter of SAE 10W-30 oil