

1



ADD OIL: 1.0 Litre SAE 10W-30

Place unit on a flat surface. Remove the oil dipstick. With the funnel supplied add 1.0 Litre SAE 10W-30 oil. Replace dipstick and tighten.

2



ADD FUEL:

Fill the fuel tank with clean diesel. Note that the fuel tank capacity is 18 Litres

18L

3



STARTING THE GENERATOR:

- 1) Ensure that the generator is placed in a well ventilated area.
- 2) Ensure that there are no electrical appliances plugged into the generator.

Battery connection

Fasten the black negative wire on the negative terminal of the battery



4




PUSH - BUTTON START:

- 1) Turn the red switch to the "0" position.
- 2) Press & hold the Start Button for 4 seconds and wait for the generator to start.
- 3) Once the generator is running smoothly you can then connect the appliances.

CAUTION:

- 1) BE CAREFUL TO NOT OVERLOAD the generator.
- 2) DO NOT PLUG THE GENERATOR DIRECTLY INTO A WALL SOCKET.

5












TO STOP:

- 1) Hold down the Remote "STOP" button for 3 seconds.
- 2) Disconnect the appliances from the generator.

NOTE CAUTION!

When the generator is not used for a long time for more than one month, it is necessary to disconnect the negative battery wire, or the battery will run out!

REVIEW AND UNDERSTAND YOUR OWNERS MANUAL AND ALL WARNINGS BEFORE RUNNING YOUR GENERATOR

⚠ DANGER	 Risk of fire. Check for any fuel overflow or leakage. Stop the engine before refueling.	⚠ DANGER	 Failure to properly ground generator can result in electrocution, especially if the generator is equipped with a wheel kit.	⚠ DANGER	 You could be killed or seriously hurt if you do not follow the Operator's Manual instructions.
 Generator is a potential source of electric shock. Do not expose to moisture, rain, or snow. Do not operate with wet hands or feet.	 Exhaust contains poisonous carbon monoxide gas that can cause unconsciousness or DEATH. Operate in well ventilated, outdoor areas away from open windows or doors.	 Do not expose to rain or use in damp locations.	 NEVER USE INSIDE A HOME OR GARAGE, EVEN IF DOOR AND WINDOWS ARE OPEN.	 ONLY USE OUTSIDE AND FAR AWAY FROM WINDOWS, DOORS, AND VENTS.	

⚠ STOP

CAUTION! Your machine has been shipped without engine oil. **DO NOT** add fuel or start the engine before adding oil. See owner's manual for instructions.

OIL SPECIFICATIONS: CAPACITY: 1.65L
SAE 10W-30; Please Refer To Owner's Manual For Capacity