

1



ADD OIL:

Place unit on a flat surface, remove oil dipstick. With the funnel provided ADD 0.75 Litre of SAE 10W-30 oil and tighten oil dipstick. Please connect the negative terminal before starting the generator



The Negative Wire

2



ADD FUEL:

Fill with fresh, unleaded fuel.

25L

3



STARTING:

Move inverter generator to well ventilated area and disconnect any electrical items plugged in to unit.



Turn ENGINE / FUEL switch to ON position.



Switch ECO THROTTLE to OFF

4A



2



PUSH - BUTTON START:

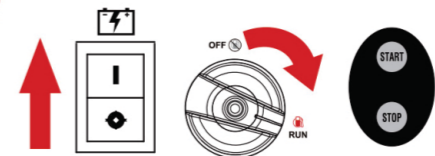
- 1) Press the Battery Switch (Red Switch) to the "ON" position.
- 2) Press & hold the Start Button for 4 seconds and wait for the generator to start.
- 3) Once the generator is running smoothly you can then connect the appliances.

CAUTION:

- 1) BE CAREFUL TO NOT OVERLOAD the generator.
- 2) DO NOT PLUG THE GENERATOR DIRECTLY INTO A WALL SOCKET.

4B

Remote Start:



- 1) Press the Battery Switch (Red Switch) to the "ON" position.
- 2) Press the "Start" Button on the Remote.

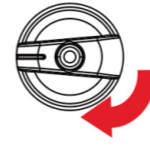
5a




TO STOP:

Disconnect electrical items from unit. Push ELECTRIC START button to STOP Turn ENGINE / FUEL switch to OFF

5b



5c



REVIEW AND UNDERSTAND YOUR OWNERS MANUAL AND ALL WARNINGS BEFORE RUNNING YOUR GENERATOR

⚠ DANGER



Risk of fire. Check for any fuel overflow or leakage. Stop the engine before refueling.



Generator is a potential source of electric shock. Do not expose to moisture, rain, or snow. Do not operate with wet hands or feet.

⚠ DANGER



Failure to properly ground generator can result in electrocution, especially if the generator is equipped with a wheel kit.



Exhaust contains poisonous carbon monoxide gas that can cause unconsciousness or DEATH. Operate in well ventilated, outdoor areas away from open windows or doors.



You could be killed or seriously hurt if you do not follow the Operator's Manual instructions.



Do not expose to rain or use in damp locations.

⚠ DANGER

USING A GENERATOR INDOORS CAN KILL YOU IN MINUTES. GENERATOR EXHAUST CONTAINS CARBON MONOXIDE. THIS IS A POISON YOU CANNOT SEE OR SMELL.



NEVER USE INSIDE A HOME OR GARAGE, EVEN IF DOOR AND WINDOWS ARE OPEN.



ONLY USE OUTSIDE AND FAR AWAY FROM WINDOWS, DOORS, AND VENTS.

STOP

CAUTION! Your machine has been shipped without engine oil. DO NOT add fuel or start the engine before adding oil. See owner's manual for instructions.

OIL SPECIFICATIONS:

SAE 10W-30; Please Refer To Owner's Manual For Capacity