

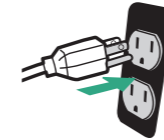
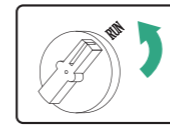
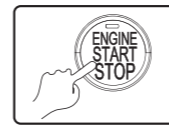
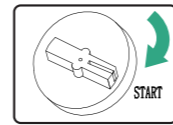
1



### ADD OIL:

Place unit on a flat surface. Open the side access panel and remove dipstick. Using the funnel provided **add 600ml SAE 10W-30 oil**. Replace dipstick and tighten. **Please note that this is a 4-Stroke Generator, do NOT use 2-Stroke oil.**

4



### TO START:

- 1) Turn **3 in 1** Switch to the **"START"** position.
- 2) Press & hold the **Start Button** for **4 seconds** and wait for the generator to start.
- 3) Turn **3 in 1** Switch to the **"RUN"** position.
- 4) Once the generator is running smoothly you can then connect the appliances.



Please connect the positive and negative wire to the battery correctly before starting up.

The Negative Wire

2



### ADD PETROL:

Fill the fuel tank with clean 95 unleaded petrol. Note that the fuel tank capacity is 7 Liters.

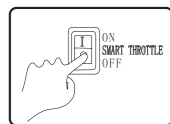
TANK CAPACITY  
7L

3

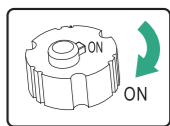


### STARTING:

- 1) Ensure that the generator is placed in a well-ventilated area.
- 2) Ensure that there are no electrical appliances plugged into the generator.



Turn Eco Switch to **"OFF"** position.



Turn the Fuel Switch to the **"ON"** position.

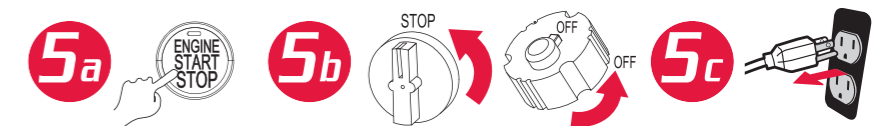


### CAUTION:

- BE CAREFUL TO NOT OVERLOAD THE GENERATOR.
- DO NOT PLUG THE GENERATOR DIRECTLY INTO A WALL SOCKET.

### TO STOP:

- 1) Press the **Push Button** and turn **3 in 1** Switch to the **"STOP"** position.
- 2) Turn the Fuel Switch to the **"OFF"** position.
- 3) Disconnect the appliances from the generator.



## REVIEW AND UNDERSTAND YOUR OWNERS MANUAL AND ALL WARNINGS BEFORE RUNNING YOUR GENERATOR

### ⚠ DANGER



Risk of fire. Check for any fuel overflow or leakage. Stop the engine before refueling.



Generator is a potential source of electric shock. Do not expose to moisture, rain, or snow. Do not operate with wet hands or feet.

### ⚠ DANGER



Failure to properly ground generator can result in electrocution, especially if the generator is equipped with a wheel kit.



Exhaust contains poisonous carbon monoxide gas that can cause unconsciousness or DEATH. Operate in well ventilated, outdoor areas away from open windows or doors.



You could be killed or seriously hurt if you do not follow the Operator's Manual instructions.



Do not expose to rain or use in damp locations.

### ⚠ DANGER

USING A GENERATOR INDOORS CAN KILL YOU IN MINUTES. GENERATOR EXHAUST CONTAINS CARBON MONOXIDE. THIS IS A POISON YOU CANNOT SEE OR SMELL.



NEVER USE INSIDE A HOME OR GARAGE, EVEN IF DOOR AND WINDOWS ARE OPEN.



ONLY USE OUTSIDE AND FAR AWAY FROM WINDOWS, DOORS, AND VENTS.

## STOP

**CAUTION!** Your machine has been shipped without engine oil. **DO NOT** add fuel or start the engine before adding oil. See owner's manual for instructions.

**ADVERTENCIA!** Agregue aceite antes de comenzar

### OIL SPECIFICATIONS:

SAE 10W-30; Please Refer To Owner's Manual For Capacity