


ADD OIL: 0.38 Litre SAE 10W-30




Place unit on a flat surface. Open the front access panel and remove dipstick. With the funnel supplied add 0.38 Litre SAE 10W-30 oil. Replace dipstick and tighten.

ADD FUEL:

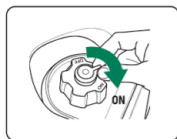


Fill the fuel tank with clean unleaded petrol. Note that the fuel tank capacity is 4 Litres.

STARTING THE GENERATOR:




- 1) Ensure that the generator is placed in a well ventilated area.
- 2) Ensure that there are no electrical appliances plugged into the generator.




Turn the fuel cap vent lever to the "ON" position.




Turn the Starting Dial Switch to the "START" **N** position.

Pull recoil starter slowly until resistance is felt, then pull rapidly.




As soon as engine starts and warm up, turn the Starting Dial Switch to the "RUN" **O** position.



Plug in items to be powered, using only grounded extension cords.

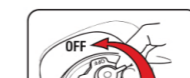
Shutdown and Storage



Remove any load from the generator.



Turn the Starting Dial Switch to the "STOP" **●** position.




Turn the fuel cap vent lever to the "OFF" position.


REVIEW AND UNDERSTAND YOUR OWNERS MANUAL AND ALL WARNINGS BEFORE RUNNING YOUR GENERATOR

⚠ DANGER

Using a generator indoors **CAN KILL YOU IN MINUTES**. Generator exhaust contains carbon monoxide. This is a poison you cannot see or smell.



NEVER use inside a home or garage, **EVEN IF** doors and windows are open.



Only use **OUTSIDE** and far away from windows, doors, and vents.

Avoid other generator hazards. **READ MANUAL BEFORE USE.**

⚠ WARNING

- Never fill tank or use indoors. Do NOT overfill fuel tank and always allow for fuel expansion. Never fill tank while engine is running or hot. Allow unit to cool for 2 minutes prior to refueling. Keep generator and stored fuel away from fire, sparks and cigarettes.
- Generator produces powerful voltage that can cause death or great physical harm. Never connect to a building's electrical system unless a transfer switch has been installed by a certified electrician. Generators pose risk of shock especially if operated in damp or wet conditions.
- Only operate generator outdoors as the engine gives off carbon monoxide, an odorless and colorless gas. Inhaling carbon monoxide will cause nausea, fainting or possible death.
- ANYONE using or servicing the generator must read and follow all the safety and operating instructions provided in the operators manual.

⚠ STOP

CAUTION! Your machine has been shipped without engine oil. **DO NOT** add fuel or start the engine before adding oil. See owner's manual for instructions.

OIL SPECIFICATIONS:
SAE 10W-30; Please Refer To Owner's Manual For Capacity